



DPRA BOARD OF CONTROL

Monthly Report – August 2022

Managing the resources while providing for recreational



DON PEDRO RECREATION AGENCY

Email: dprc@tid.org Tel: (209) 852-2396
Website: www.donpedrolake.com La Grange, CA 95329

FISCAL REPORT – JUNE 2022

Revenue

Actual revenue for the month of June 2022 was at \$484,897 compared to the month of June 2021, which was \$458,992.

Revenue for June 2022	\$484,897
Actual Revenue for June 2022 <i>(with Sponsor Contributions)</i>	\$827,708
Projected Revenue for June 2022 <i>(with Sponsor Contributions)</i>	\$847,420

Expenses

Projected Operation Expense for June 2022	\$451,167
Operation Expense for the Month of June 2022	\$396,353

Year-to-Date Actuals

Actual Revenue	\$1,995,669
Operation Expense	\$1,940,237
Actual Revenue <i>(with Sponsor Contributions)</i>	\$3,277,306

Capital Expenses

June 2022 DPRA Actual Capital	\$53,531
2022 DPRA Actual Capital	\$270,200

DIRECTOR'S REPORT

Campsite Reservations

- 2,057 new campsite reservations were made in July 2022, compared to 2,470 for July 2021.



Administration

- **Recruitment and Staffing**
 - Ranger I - Hired and start date August 22, 2022

Operations

- Maintenance and Campground Staff have been busy keeping up on customer service and infrastructure demands as it continues to be busy with summer activity. We anticipate seeing a mid-week visitation drop, but continued weekend visitation at high volumes.
- Staff is reviewing and preparing for fall and winter projects

Capital Projects

- **COMPLETED:**
 - **Agency Boat** - Picked up and now located at DPRA
 - **Replace Flail Mowers** - New mowers purchased and currently in use
 - **Generator** - Has been delivered
- **PENDING:**
 - **Pac-Man Motor Replacement** - Sole source requested due to no bids.
 - **Pac-Man Trailer Replacement** - Delayed due to supply chain issues
 - **Work Barge Motor Replacement** - No bids received; requisition submitted to purchase
 - **Cable Spooling Machine** - Request for quotes has been submitted
 - **Fleming Water Plant Refurb** - Bids were due April 22, 2022 - No bids received
 - **Blue Oaks Water Plant Refurb** - Bids were due April 22, 2022 - No bids received
 - **Fish Cleaning Station Upgrades** - Has been delivered and awaiting install
 - **Roadwork** - Bids received. Submitting request to purchasing for bid selection.
 - **Vehicles** - 2 new side-by-sides for C&P delivered, 2-pending delivery: 4 total new.
 - **DPRA Housing Improvements** - Quotes for HVAC work have been received and are under review. Documents under review for plumbing replacement.
 - **DPRA Capital Improvement Plan** - Bid awarded and field visit completed. Reports pending

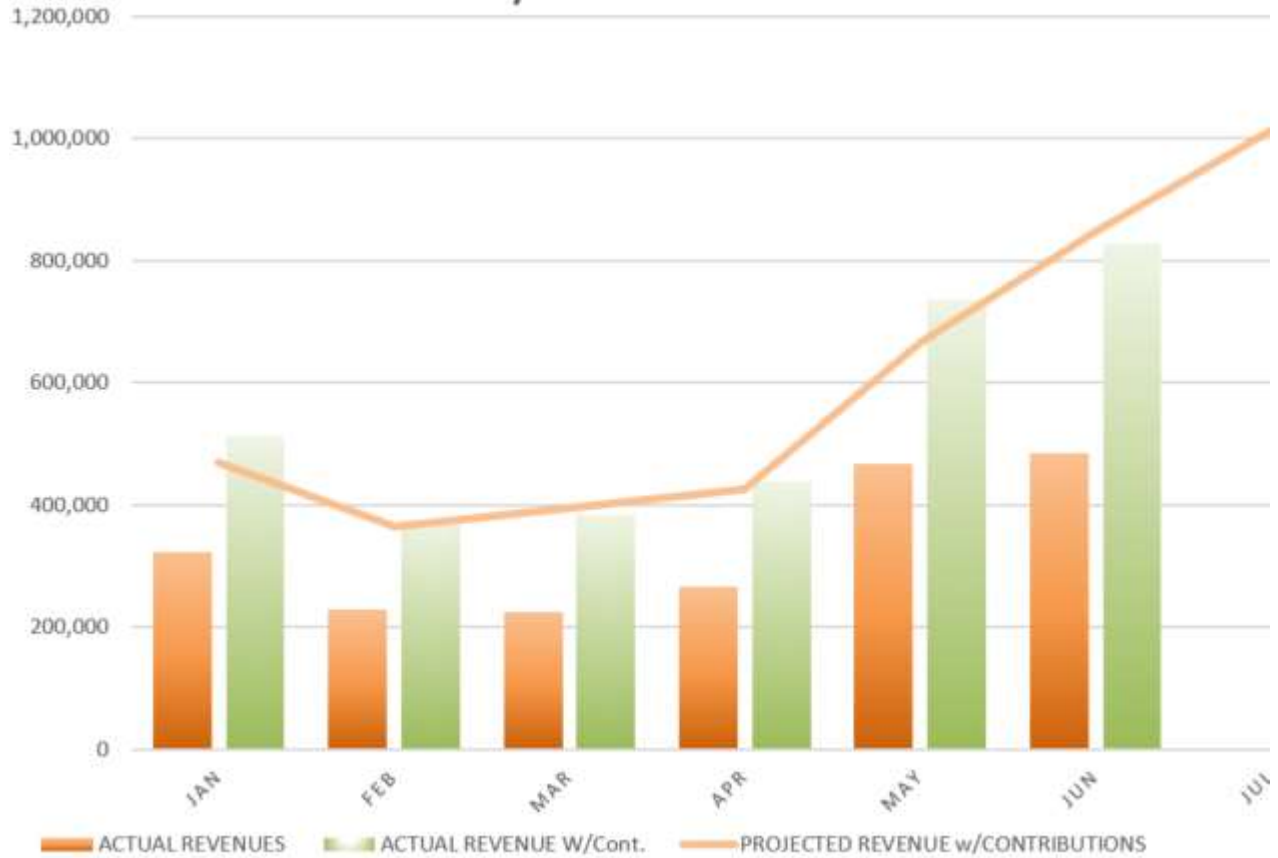
Don Pedro Recreation Area

Revenue Tracking and Comparison.

For the period ending, June - 2022

	June - 2022	June - 2021	Current YTD - 06/30/2022	Prior YTD - 06/30/2021
Day Use Vehicle	159,270	119,432	364,350	326,286
Group Day Use	910	1,188	1,450	1,518
Pets	7,050	-	18,820	-
Day Use Boat	33,411	33,871	89,487	118,624
Veteran Veh.	1,392	928	3,715	1,991
Veteran Boat	492	288	1,580	800
Day Use PWC	6,034	6,910	10,324	13,340
Ann. Vehicle Pmt.	38,822	25,976	224,263	171,490
Ann. Vessel Pmt.	25,516	22,380	175,077	141,406
Ann. Sleep Cap.	672	405	6,216	5,670
Ann. PWC Pmt.	3,360	2,520	18,720	15,390
RV Hook-up Site	76,385	79,346	408,187	478,143
Tent Campsite	82,045	111,658	316,972	411,069
Lakeshore Camp	1,215	870	2,595	3,810
Reservation Fees	16,149	22,263	64,469	88,639
Houseboat Fees	1,005	1,935	122,732	95,080
Concessionaire	25,700	28,083	83,680	124,304
LDPM	-	-	-	-
MPM	-	-	-	-
Misc. Revenues	-	-	103,125	-
Interest	417	221	1,901	1,509
Recycling	-	-	-	-
Other Rev	2,047	717	60,001	5,834
Utilities	3,005	-	10,962	36,266
Blue Oak Grant Rev.	-	-	10,169	-
DPRA Fire Income	-	-	103,125	-
WIFI	-	-	-	-
TOTAL	\$484,897	\$458,992	\$2,201,919	\$2,041,168

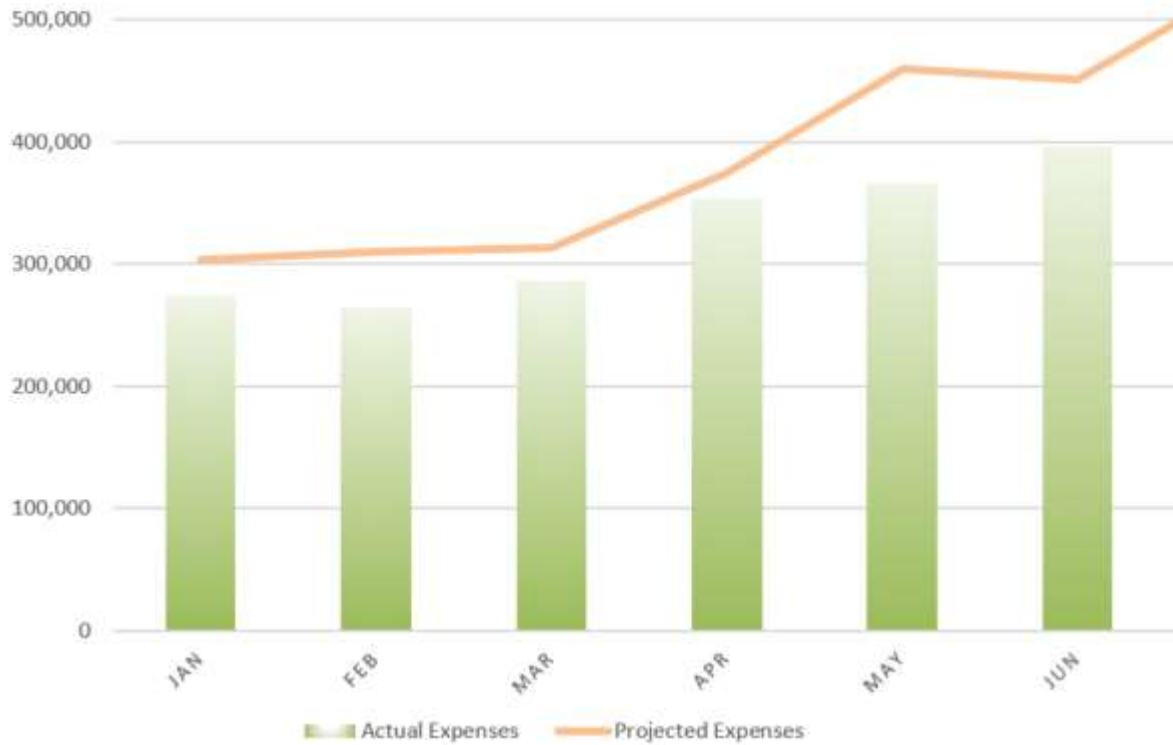
PROJECTED REVENUE W/CONTRIBUTION V.ACTUAL REVENUE



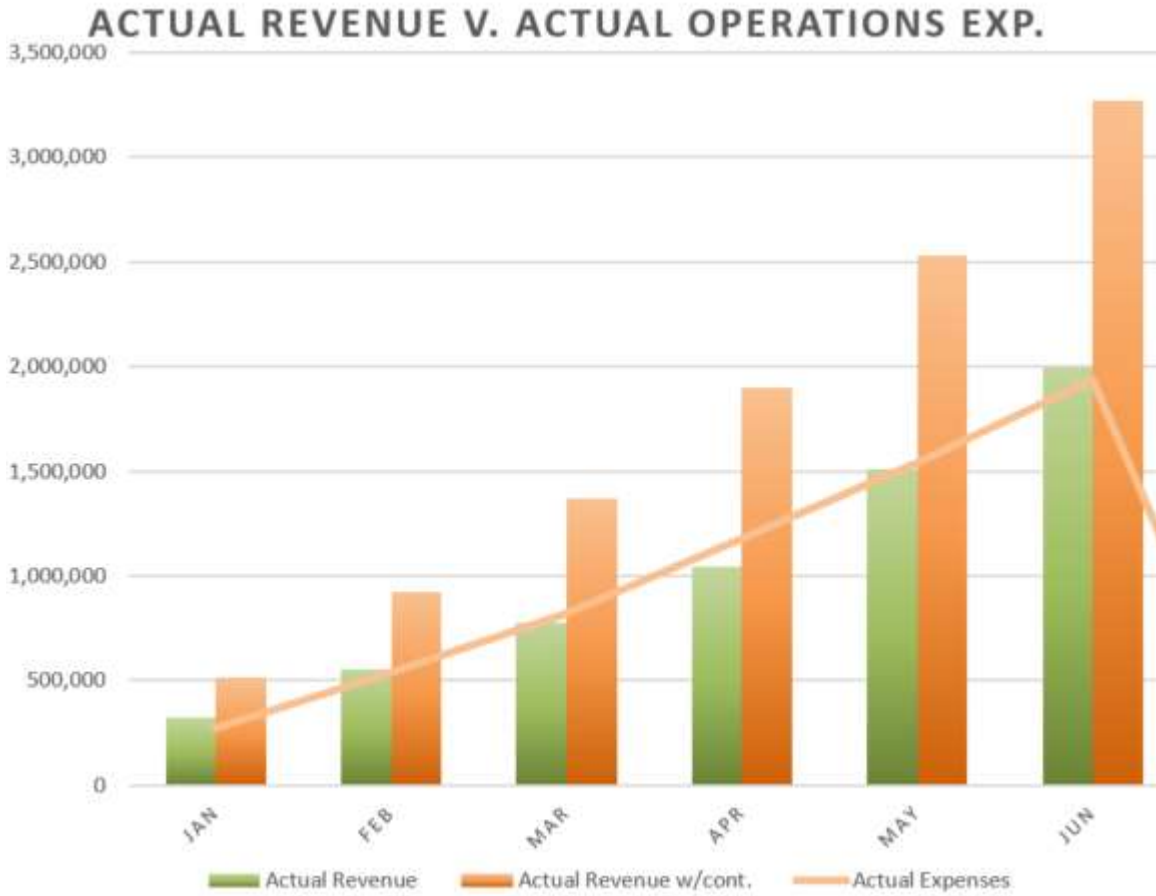
June - 2022			
		Period	YTD
	Actual Revenue	484,897	1,995,669
	Actual Revenue (with contributions)	827,708	3,277,306
	Projected Revenue (with contributions)	847,420	3,168,168

PROJECTED OPERATION EXP. V. ACTUAL OPERATIONS EXP.

Horizontal (Category) Axis



June - 2022		
	<u>Period</u>	<u>YTD</u>
Actual Expense	396,353	1,940,237
Projected Expenses	451,167	2,213,986



June - 2022		
	<u>Period</u>	<u>YTD</u>
Actual Revenue	484,897	1,995,669
Operations Expense	396,353	1,940,237
Actual Revenue (with O&M Cont.)	827,708	3,277,306
Capital	53,531	270,200
Fire	768	5,399

