



# DPRA BOARD OF CONTROL

## Monthly Report – April 2020

*Managing the resources while providing for recreational opportunities at the Don Pedro Recreation Agency*



**DON PEDRO RECREATION AGENCY**

Email: [dprc@tid.org](mailto:dprc@tid.org) Tel: (209) 852-2396  
Website: [www.donpedrolake.com](http://www.donpedrolake.com) La Grange, CA 95329

# FISCAL REPORT – DECEMBER 2019

## Revenue

Actual revenue for the month of December 2019 was at \$85,121 compared to the month of December 2018, which was \$88,957. The categories of revenue up in December 2019 compared to December 2018 includes reservation fees, houseboat fees, and concessionaire.

Revenue for December 2019	\$85,121
Actual Revenue for December 2019 ( <i>with Sponsor Contributions</i> )	\$147,041
Projected Revenue for December 2019 ( <i>with Sponsor Contributions</i> )	\$141,621

## Expenses

Projected Operation Expense for December 2019	\$268,318
Operation Expense for the Month of December 2019	\$278,783

## Year-to-Date

Actual Revenue	\$2,754,960
Operation Expense	\$3,931,589
Actual Revenue ( <i>with Sponsor Contributions</i> )	\$4,780,837

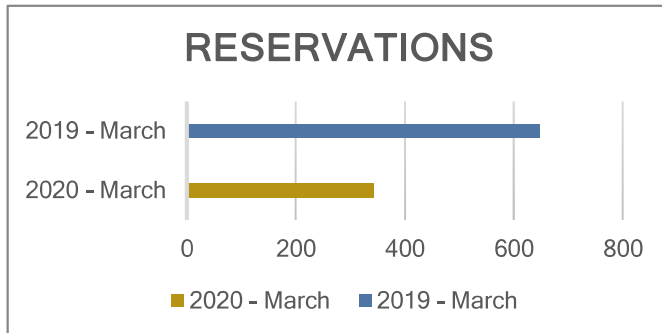
## Capital Expenses

December DPRA Budgeted Capital	\$203,361
2019 DPRA Budgeted Capital (year-to-date)	\$489,798

# DIRECTOR'S REPORT

## Campsite Reservations

- 343 new campsite reservations were made in March 2020, compared to 647 for March 2019.
- Reservations stopped after March 20<sup>th</sup> due to the COVID-19 Pandemic



## Administration

- **Recruitment and Staffing**
  - Park Maintenance Supervisor - 2<sup>nd</sup> interviews held with social distancing standards on April 14, 2020
  - Seasonal hiring on hold due to COVID-19

## Operations

- **Fireworks 2020 prep continues**
  - Permit requirements
  - Flagging contract in progress with purchasing
  - RFB for cones and barricades submitted to purchasing
- **Facility Preparation for 2020 Season:**
  - Weed spraying and mowing

## Capital projects

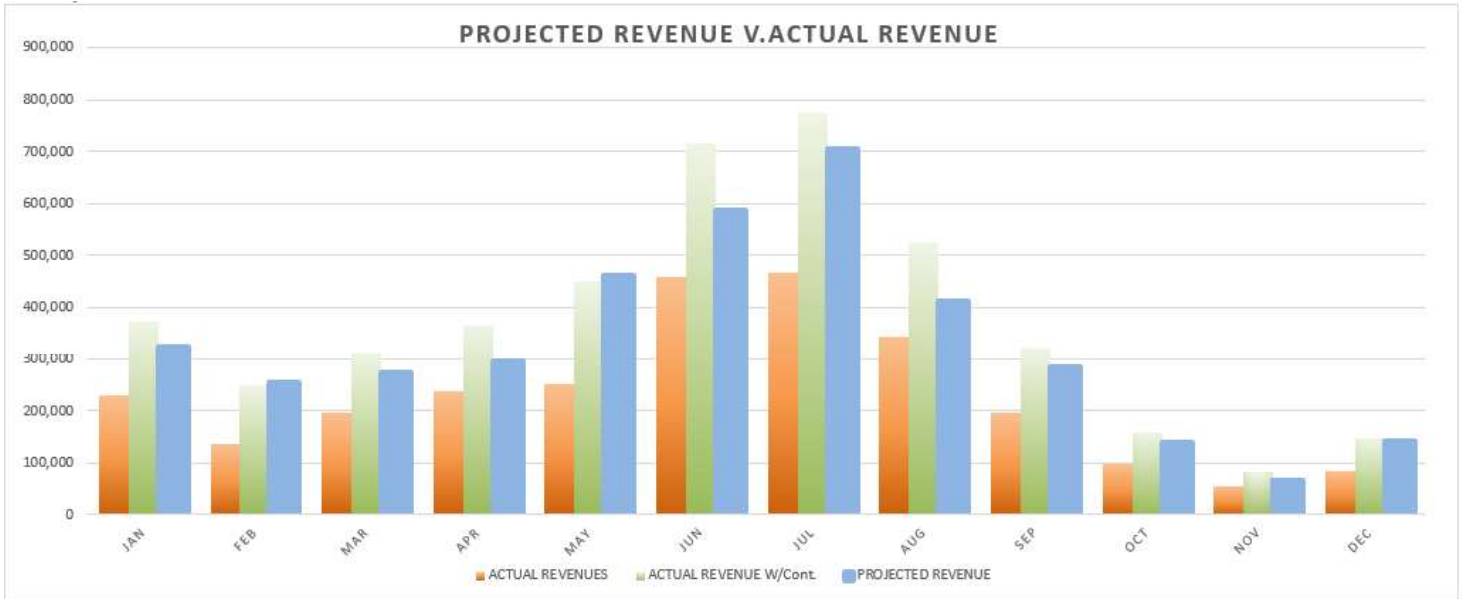
- **Fish Cleaning Stations**
  - Bid awarded
- **Picnic Tables**
  - Delivered and distributed
- **Warehouse Renovation**
  - Meeting rescheduled for May 18 Due to Covid-19
- **Tug Boat Motor Replacement**
  - TID has received the motor and will arrange to have the Tug delivered to the shop

## Don Pedro Recreation Area

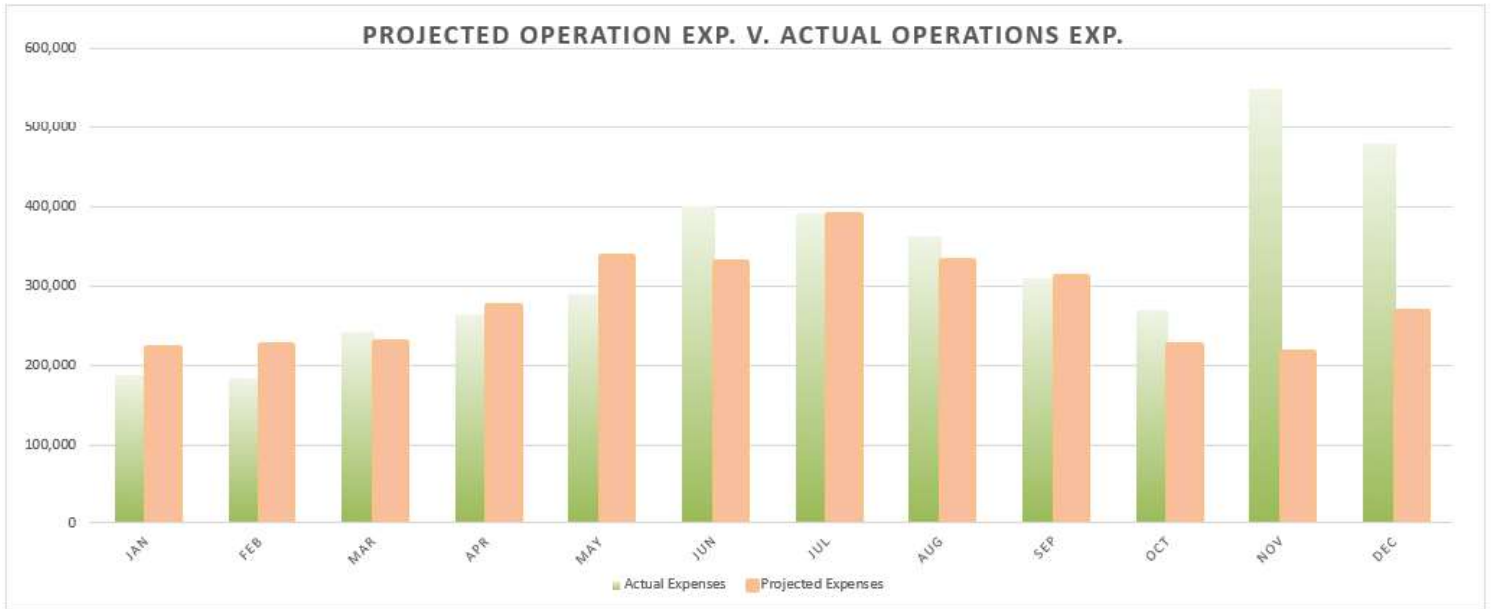
### Revenue Tracking and Comparison.

*For the period ending, December - 2019*

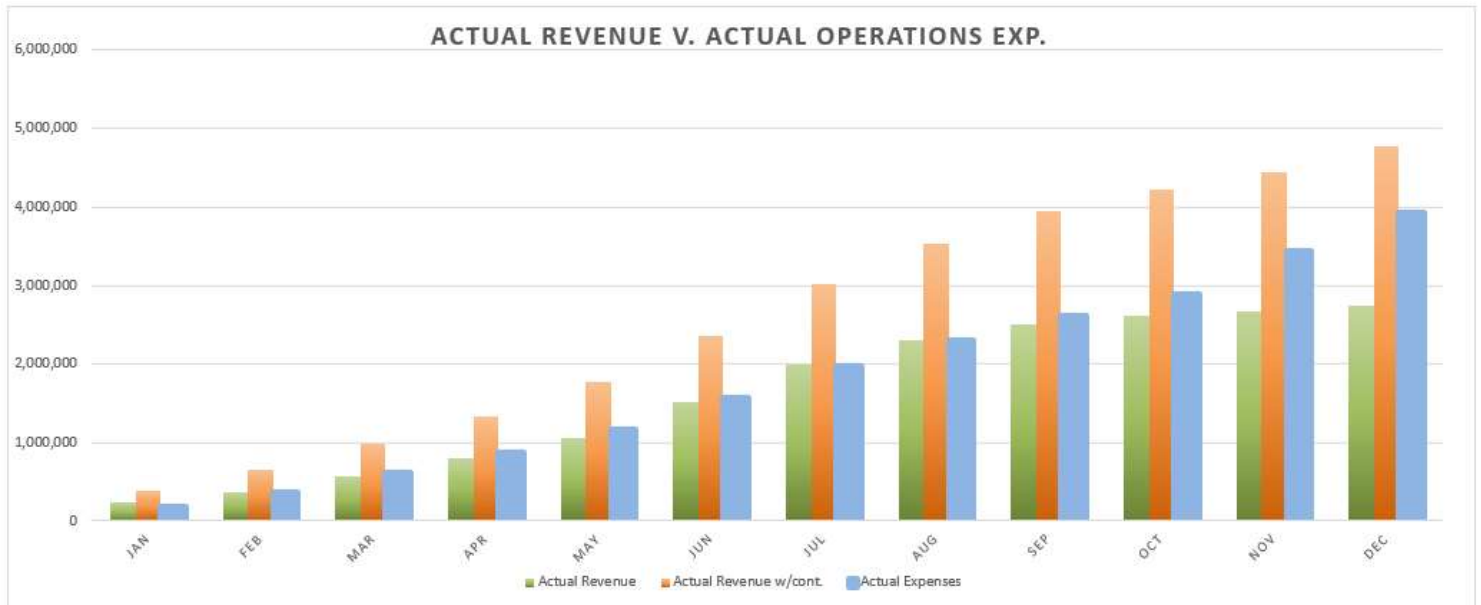
	December - 2019	December - 2018	Current YTD - 12/31/2019	Prior YTD - 12/30/2018
Day Use Vehicle	3,030	6,890	644,846	616,973
Group Day Use	-	-	1,154	1,195
Day Use Boat	1,546	3,656	175,373	171,182
Day Use PWC	8	16	25,608	21,408
Ann. Vehicle Pmt.	5,230	5,780	153,669	144,836
Ann. Vessel Pmt.	5,512	5,610	127,862	118,161
Ann. Sleep Cap.	675	1,350	6,255	7,515
Ann. PWC Pmt.	1,275	850	17,954	18,344
RV Hook-up Site	15,297	16,776	563,313	497,540
Tent Campsite	4,358	5,251	473,297	429,680
Lakeshore Camp	-	-	5,441	5,564
Reservation Fees	1,420	1,390	98,313	90,832
Houseboat Fees	20,245	13,530	121,020	119,225
Concessionaire	22,503	21,768	259,928	245,664
LDPM	-	-	-	-
MPM	-	-	-	-
Misc. Revenues	-	-	-	-
Interest	654	503	8,619	6,542
Recycling	-	-	-	-
Other Rev	896	840	27,050	15,357
Utilities	2,472	4,747	45,258	48,241
Blue Oak Grant Rev.	-	-	-	9,900
DPRA Fire Income	(7,345)	2,532,568	(7,345)	2,532,568
WiFi	-	-	-	-
<b>TOTAL</b>	<b>\$77,776</b>	<b>\$2,621,525</b>	<b>\$2,747,616</b>	<b>\$5,100,726</b>
<b>TOTAL W/OUT Fire</b>	<b>\$85,121</b>	<b>\$88,957</b>	<b>\$2,754,960</b>	<b>\$2,568,158</b>



December - 2019		
	Period	YTD
Actual Revenue	85,120.95	2,754,960.26
Actual Revenue (with contributions)	147,040.91	4,479,750.26
Projected Revenue (with contributions)	141,621.01	3,944,875.00



December - 2019		
	Period	YTD
Actual Expense	278,783.48	3,005,508.62
Projected Expenses	268,317.53	3,362,375.00



December - 2019		
	Period	YTD
Actual Revenue	85,120.95	2,754,960.26
Operations Expense	278,783.48	3,005,508.62
Actual Revenue (with O&M Cont.)	147,040.91	4,479,750.26
Capital	196,800.47	692,921.74
Fire	4,027.21	233,158.24

