

DPRA BOARD OF CONTROL

Monthly Report – October 2022

Managing the resources while providing for recreational opportunities at the Don Pedro Recreation Agency



DON PEDRO RECREATION AGENCY

Email: dprc@tid.org Tel: (209) 852-2396
Website: www.donpedrolake.com La Grange, CA 95329

FISCAL REPORT – JULY 2022

Revenue

Actual revenue for the month of July 2022 was at \$588,377 compared to the month of July 2021, which was \$531,248.

Revenue for July 2022	\$588,377
Actual Revenue for July 2022 <i>(with Sponsor Contributions)</i>	\$998,510
Projected Revenue for July 2022 <i>(with Sponsor Contributions)</i>	\$1,013,837

Expenses

Projected Operation Expense for July 2022	\$533,951
Operation Expense for the Month of July 2022	\$477,288

Year-to-Date Actuals

Actual Revenue	\$2,584,046
Operation Expense	\$2,417,525
Actual Revenue <i>(with Sponsor Contributions)</i>	\$4,275,816

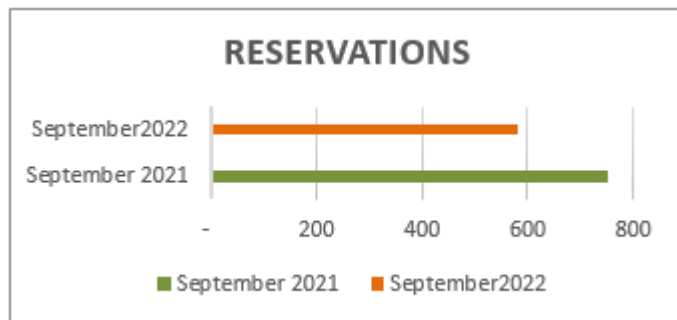
Capital Expenses

July 2022 DPRA Actual Capital	\$40,372
2022 DPRA Actual Capital	\$310,572

DIRECTOR'S REPORT

Campsite Reservations

- 581 new campsite reservations were made in September 2022, compared to 752 for September 2021.



Administration

- **Seasonal lay-offs have been processed**
 - One (1) seasonal employee remaining for off-season project work
- **DPRA is currently working on the Strategic Plan Recommendations**
 - Focus groups conducted with the Board of Control, staff, customers and the individual districts
 - Customer survey completed
 - Recommendations presented to the Board of Control October 14, 2022

Operations

- Staff is reviewing and preparing for fall and winter projects

Capital Projects

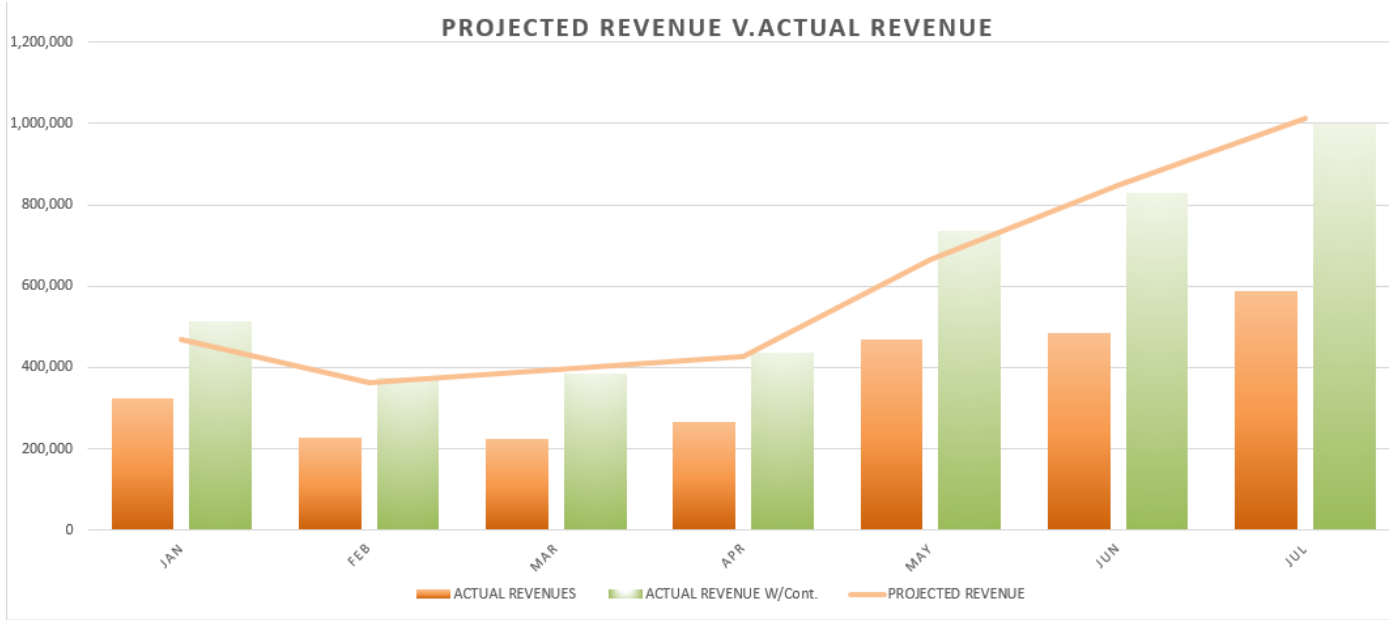
- **COMPLETED:**
 - **Agency Boat** - Picked up and now located at DPRA
 - **Replace Flail Mowers** - New mowers purchased and currently in use
 - **Generator** - Has been delivered
 - **Fish Cleaning Station Upgrades** - 3rd and final station installed at Fleming Meadows
- **PENDING:**
 - **Roadwork** - Currently in progress
 - **Pac-Man Motor Replacement** - Motor ordered. Expected delivery, October 2022
 - **Pac-Man Trailer Replacement** - Delayed due to supply chain issues
 - **Work Barge Motor Replacement** - Motor ordered. Expected delivery, October 2022
 - **Cable Spooling Machine** - Researching delivery options
 - **Fleming Water Plant Refurb** - Postponed due to lack of bids from supply chain issues
 - **Blue Oaks Water Plant Refurb** - Well pump replaced. Postponed due to lack of bids from supply chain issues
 - **Vehicles** - 2 new side-by-sides for C&P delivered, 2-pending delivery December 2022: 4 total new.
 - **DPRA Housing Improvements** - AC Replacement currently in progress; plumbing requisition submitted to purchasing - pending walk-thru.
 - **DPRA Capital Improvement Plan** - Report pending

Don Pedro Recreation Area

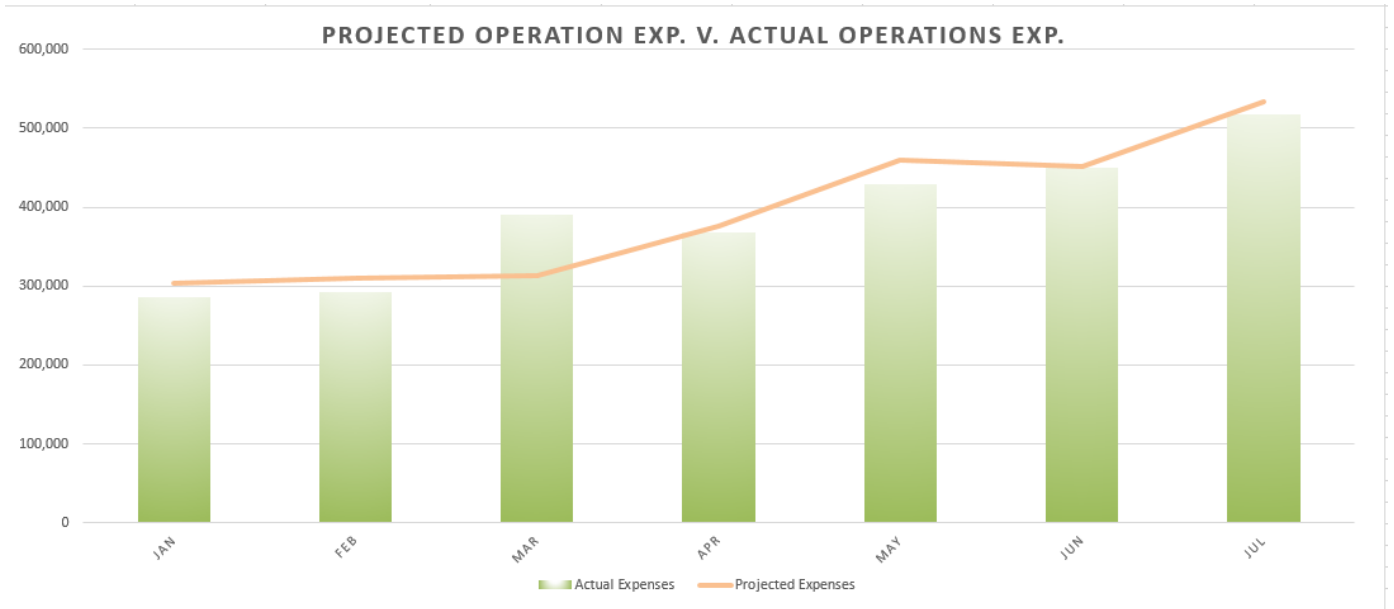
Revenue Tracking and Comparison.

For the period ending, July - 2022

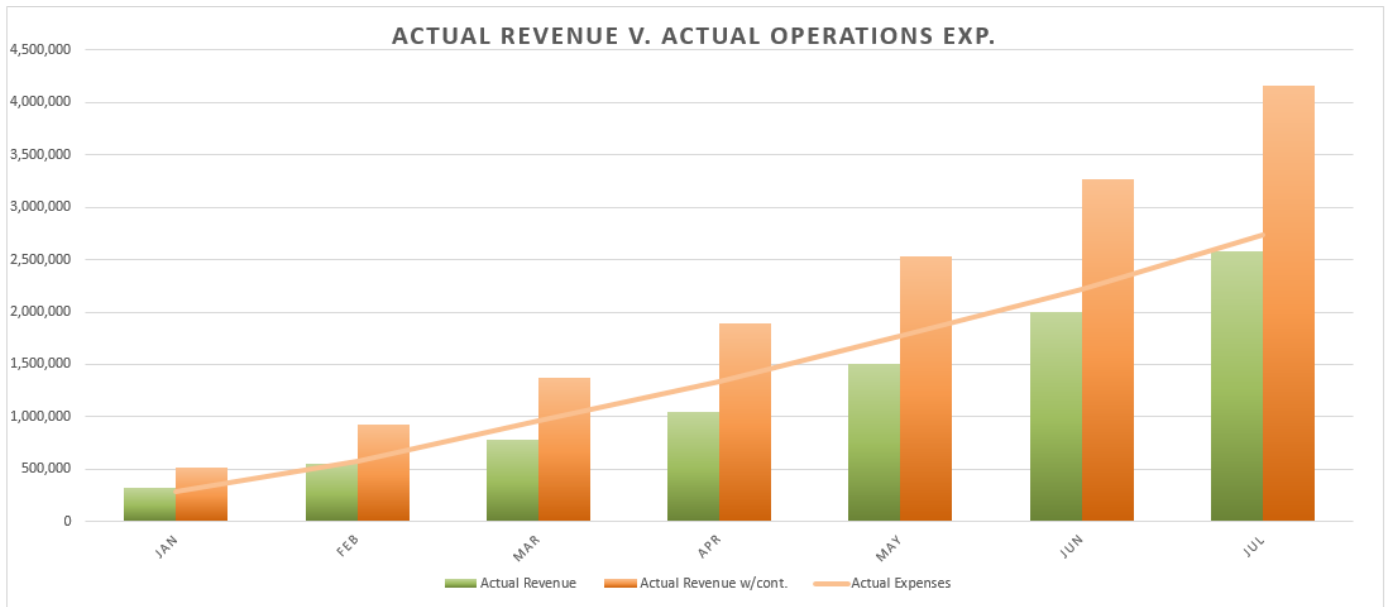
	July - 2022	July - 2021	Current YTD - 07/31/2022	Prior YTD - 07/31/2021
Day Use Vehicle	265,788	220,921	630,138	547,207
Group Day Use	260	350	1,710	1,868
Pets	10,898	-	29,718	-
Day Use Boat	51,723	51,006	141,210	169,630
Veteran Veh.	2,870	958	6,585	2,949
Veteran Boat	1,235	416	2,815	1,216
Day Use PWC	10,335	13,150	20,659	26,490
Ann. Vehicle Pmt.	17,610	11,736	241,873	183,226
Ann. Vessel Pmt.	12,206	8,280	187,283	149,686
Ann. Sleep Cap.	168	-	6,384	5,670
Ann. PWC Pmt.	1,740	1,440	20,460	16,830
RV Hook-up Site	77,995	83,664	486,182	561,807
Tent Campsite	74,960	75,366	391,932	486,435
Lakeshore Camp	1,185	1,930	3,780	5,740
Reservation Fees	15,749	18,038	80,218	106,677
Houseboat Fees	500	2,125	123,232	97,205
Concessionaire	37,594	40,916	121,274	165,220
Interest	485	308	2,386	1,817
Other Rev	1,236	643	61,236	6,477
Utilities	3,840	-	14,802	36,266
Blue Oak Grant Rev.	-	-	10,169	-
DPRA Fire Income	3,046,875	-	3,150,000	-
TOTAL	\$3,635,252	\$531,248	\$5,734,046	\$2,572,416
TOTAL W/OUT Fire	\$588,377	\$531,248	\$2,584,046	\$2,572,416



July - 2022			
	Period	YTD	
Actual Revenue	588,377	2,584,046	
Actual Revenue (with contributions)	998,510	4,275,816	
Projected Revenue (with contributions)	1,013,837	4,182,005	



July - 2022		
	Period	YTD
Actual Expense	477,288	2,417,525
Projected Expenses	533,951	2,747,937



July - 2022		
	Period	YTD
Actual Revenue	588,377	2,584,046
Operations Expense	477,288	2,417,525
Actual Revenue (with O&M Cont.)	998,510	4,275,816
Capital	40,372	310,572
Fire	597	5,996

