

# DPRA BOARD OF CONTROL

## Monthly Report – JULY 2022

*Managing the resources while providing for recreational opportunities at the Don Pedro Recreation Agency*



**DON PEDRO RECREATION AGENCY**

Email: [dprc@tid.org](mailto:dprc@tid.org) Tel: (209) 852-2396  
Website: [www.donpedrolake.com](http://www.donpedrolake.com) La Grange, CA 95329

# FISCAL REPORT – MAY 2022

## Revenue

Actual revenue for the month of May 2022 was at \$467,956 compared to the month of May 2021, which was \$475,583.

<b>Revenue for May 2022</b>	<b>\$467,956</b>
<b>Actual Revenue for May 2022</b> <i>(with Sponsor Contributions)</i>	<b>\$737,242</b>
<b>Projected Revenue for May 2022</b> <i>(with Sponsor Contributions)</i>	<b>\$665,668</b>

## Expenses

<b>Projected Operation Expense for May 2022</b>	<b>\$460,366</b>
<b>Operation Expense for the Month of May 2022</b>	<b>\$365,843</b>

## Year-to-Date Actuals

<b>Actual Revenue</b>	<b>\$1,510,724</b>
<b>Operation Expense</b>	<b>\$1,543,883</b>
<b>Actual Revenue</b> <i>(with Sponsor Contributions)</i>	<b>\$2,449,550</b>

## Capital Expenses

<b>May 2022 DPRA Actual Capital</b>	<b>\$61,315</b>
<b>2022 DPRA Actual Capital</b>	<b>\$216,668</b>

# DIRECTOR'S REPORT

## Campsite Reservations

- 2,167 new campsite reservations were made in June 2022, compared to 2,992 for June 2021.



## Administration

- **Recruitment and Staffing**
  - Ranger I - Position offered and applicant has withdrawn. We have made an offer to another candidate and are awaiting an acceptance to begin the hiring process.

## Operations

4 <sup>th</sup> of July Weekend 2019-2022 REVENUE			
	NEW RESERVATIONS	DAY USE	TOTAL
2019	\$19,004	\$45,298	\$64,302
2020	\$40,281	\$59,119	\$99,400
2021	\$27,988	\$128,566	\$156,554
2022	\$26,242	\$110,322	\$136,564

## Capital Projects

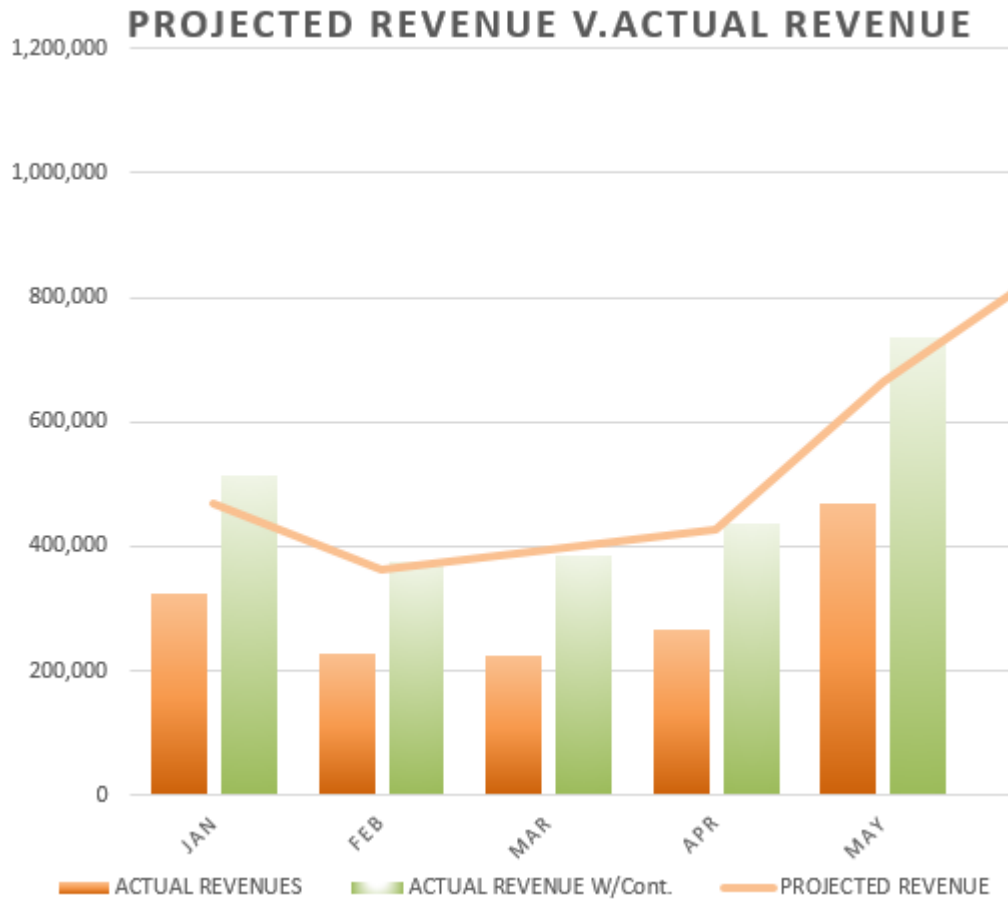
- **COMPLETED:**
  - Agency Boat - Picked up and now located at DPRA
  - Replace Flail Mowers - New mowers purchased and currently in use
  - Generator - Has been delivered
- **PENDING:**
  - Pac-Man Motor Replacement - RFB has been submitted
  - Pac-Man Trailer Replacement - Delayed due to supply chain issues
  - Work Barge Motor Replacement - RFB has been submitted
  - Cable Spooling Machine - Request for quotes has been submitted
  - Fleming Water Plant Refurb - Bids were due April 22, 2022 - No bids received
  - Blue Oaks Water Plant Refurb - Bids were due April 22, 2022 - No bids received
  - Fish Cleaning Station Upgrades - Has been delivered and awaiting install
  - Roadwork - Preparing RFB to be submitted, work to be completed in the fall
  - Vehicles - 4 new side-by-sides for C&P awaiting delivery
  - DPRA Housing Improvements - Preparing RFB to be submitted
  - DPRA Capital Improvement Plan - Bid awarded and field visit completed. Reports pending

## Don Pedro Recreation Area

### Revenue Tracking and Comparison.

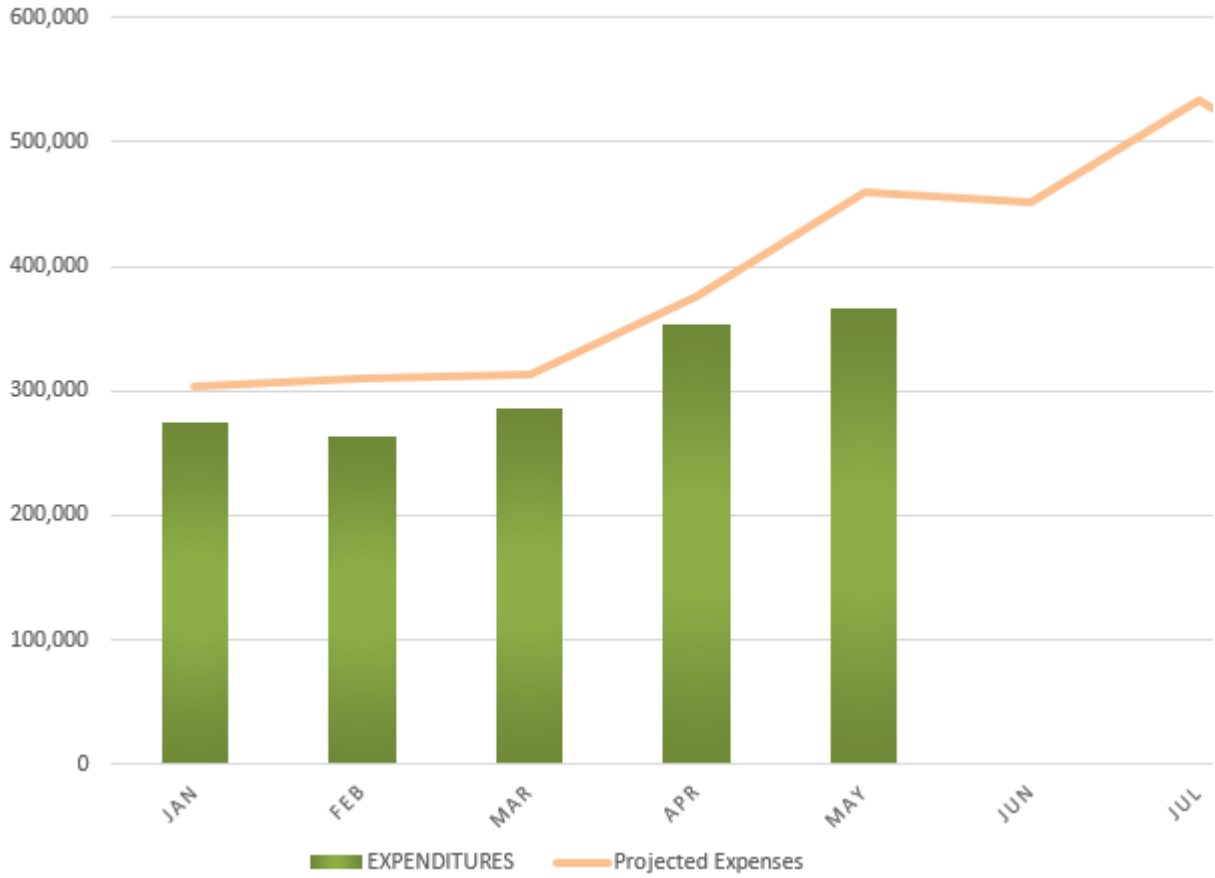
*For the period ending, May - 2022*

	May - 2022	May - 2021	Current YTD - 05/31/2022	Prior YTD - 05/31/2021
Day Use Vehicle	120,390	113,053	205,080	206,854
Group Day Use	220	330	540	330
Pets	7,690	-	11,770	-
Day Use Boat	24,622	34,442	56,076	84,753
Veteran Veh.	1,168	632	2,323	1,063
Veteran Boat	528	232	1,088	512
Day Use PWC	3,725	5,160	4,290	6,430
Ann. Vehicle Pmt.	49,629	43,076	185,441	145,514
Ann. Vessel Pmt.	34,770	32,175	149,561	119,026
Ann. Sleep Cap.	336	945	5,544	5,265
Ann. PWC Pmt.	3,600	3,510	15,360	12,870
RV Hook-up Site	55,269	79,444	331,802	398,797
Tent Campsite	77,188	98,808	234,927	299,411
Lakeshore Camp	945	1,840	1,380	2,940
Reservation Fees	14,251	19,298	48,320	66,376
Houseboat Fees	500	-	121,727	93,145
Concessionaire	16,571	39,926	57,980	96,221
LDPM	-	-	-	-
MPM	-	-	-	-
Interest	374	205	1,484	1,287
Recycling	-	-	-	-
Other Rev	51,934	743	57,954	5,117
Utilities	4,246	1,764	7,957	36,266
Blue Oak Grant Rev.	-	-	10,169	-
DPRA Fire Income	103,125	-	103,125	-
WiFi	-	-	-	-
<b>TOTAL</b>	<b>\$571,081</b>	<b>\$475,583</b>	<b>\$1,613,898</b>	<b>\$1,582,177</b>
<b>TOTAL W/OUT Fire</b>	<b>\$467,956</b>	<b>\$475,583</b>	<b>\$1,510,773</b>	<b>\$1,582,177</b>



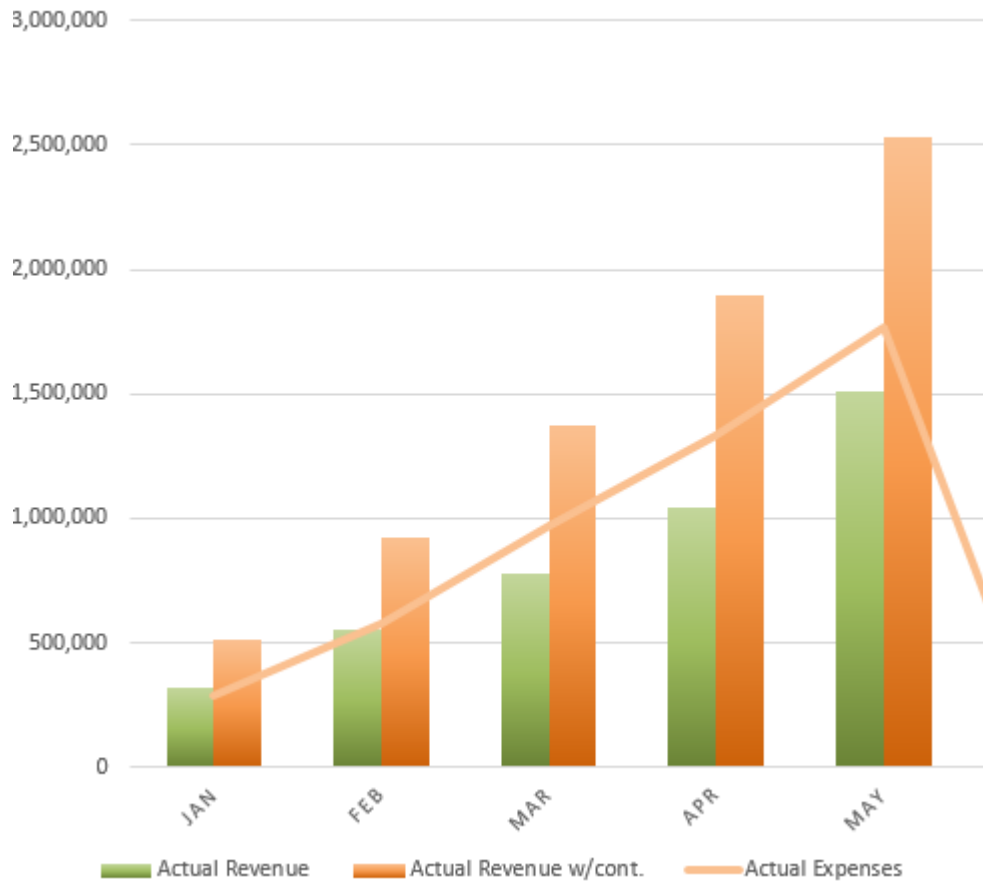
May - 2022			
	<u>Period</u>	<u>YTD</u>	
Actual Revenue	467,956	1,510,725	
Actual Revenue (with contributions)	737,242	2,449,550	
Projected Revenue (with contributions)	665,668	2,320,749	

### PROJECTED OPERATION EXP. V. ACTUAL OPERATIONS EXP.



May - 2022		
	Period	YTD
Actual Expense	365,843.21	1,543,883.95
Projected Expenses	460,365.61	1,762,818.55

### ACTUAL REVENUE V. ACTUAL OPERATIONS EXP.



May - 2022			
	Period	YTD	
Actual Revenue	467,956	1,510,725	
Operations Expense	365,843	1,543,884	
Actual Revenue (with O&M Cont.)	737,242	2,449,550	
Capital	61,315	216,668	
Fire	1,165	4,631	

