

DPRA BOARD OF CONTROL

Monthly Report – November 2021

Managing the resources while providing for recreational opportunities at the Don Pedro Recreation Agency



DON PEDRO RECREATION AGENCY

Email: dprc@tid.org Tel: (209) 852-2396
Website: www.donpedrolake.com La Grange, CA 95329

FISCAL REPORT – SEPTEMBER 2021

Revenue

Actual revenue for the month of September 2021 was \$209,770 compared to the month of September 2020, which was \$369,830

Revenue for September 2021	\$209,770
Actual Revenue for September 2021 (<i>with Sponsor Contributions</i>)	\$330,756
Projected Revenue for September 2021 (<i>with Sponsor Contributions</i>)	\$315,564

Expenses

Projected Operation Expense for September 2021	\$378,749
Operation Expense for the Month of September 2021	\$348,043

Year-to-Date

Actual Revenue	\$3,042,616
Operation Expense	\$3,405,111
Actual Revenue (<i>with Sponsor Contributions</i>)	\$4,593,161

Capital Expenses

September 2021 DPRA Budgeted Capital	\$79,895
2021 DPRA Budgeted Capital (year-to-date)	\$400,062

DIRECTOR'S REPORT

Campsite Reservations

- 312 new campsite reservations were made in October 2021, compared to 713 for October 2020.



Administration

- **Recruitment and Staffing**
 - Park Aide - selection made, expected start date 12/01/2021
 - Administrative Clerk I - selection made, expected start date 12/01/2021
 - Most season staff has been laid off, two remaining

Capital Projects

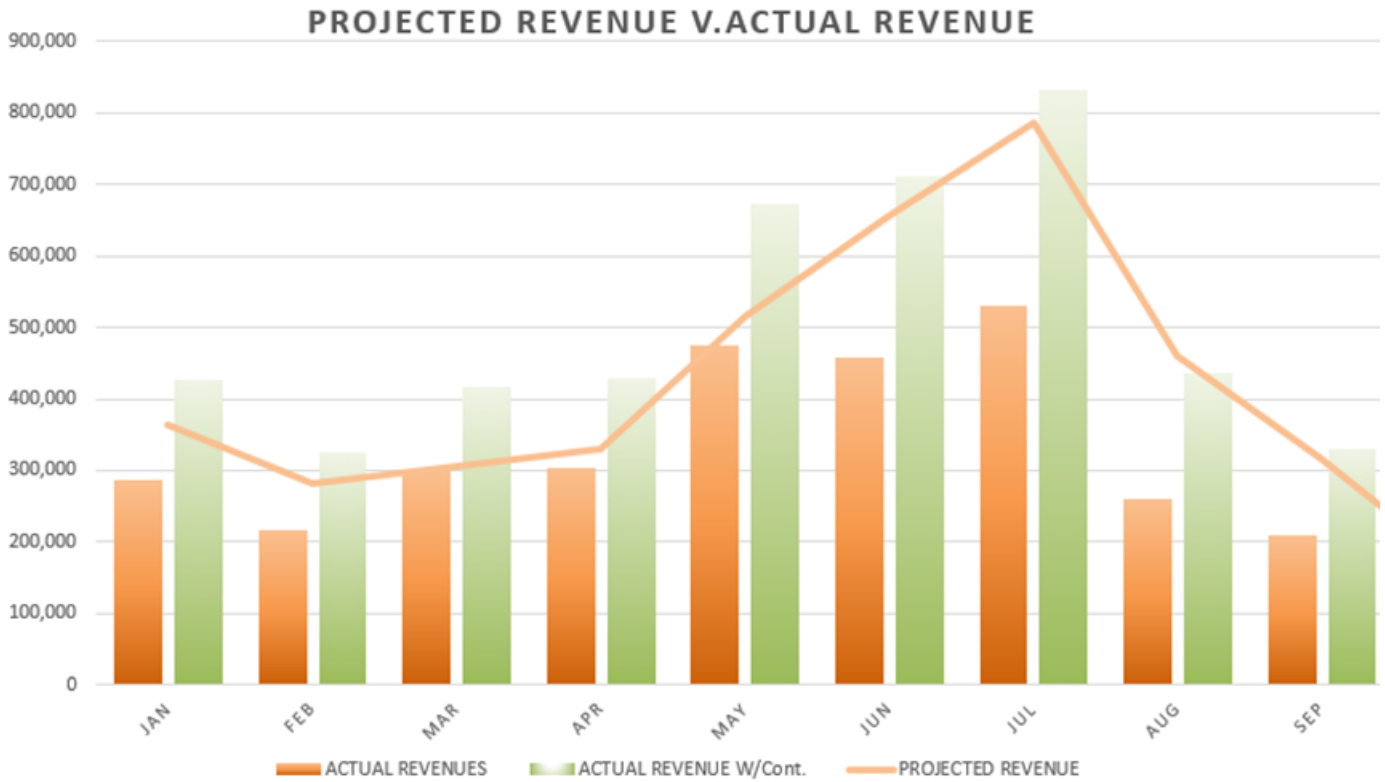
- **Vehicles**
 - Currently awaiting delivery of the truck bed and installation of the emergency lights
- **Moccasin Water Tank Refurbishment**
 - Contract to start November 29, 2021
- **Polaris**
 - Delivered 11/02/2021
- **Debris Boom**
 - Boom has been delivered and install has started
- **Food Lockers**
 - Installation to begin Fall 2021
- **Employee Housing**
 - Work has begun, expected completion by mid-December
- **Roadwork**
 - Projects underway - expected completion Q4.

Don Pedro Recreation Area

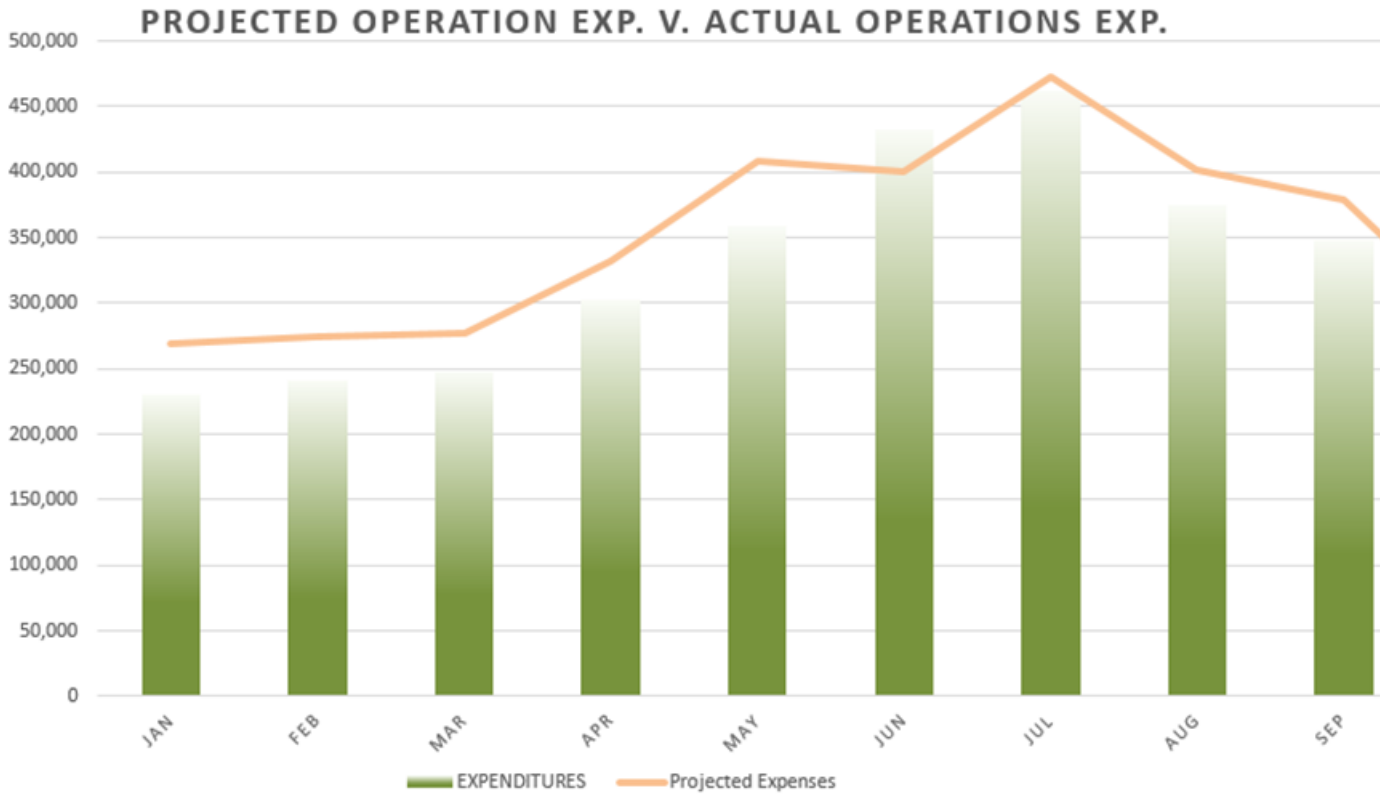
Revenue Tracking and Comparison.

For the period ending, September - 2021

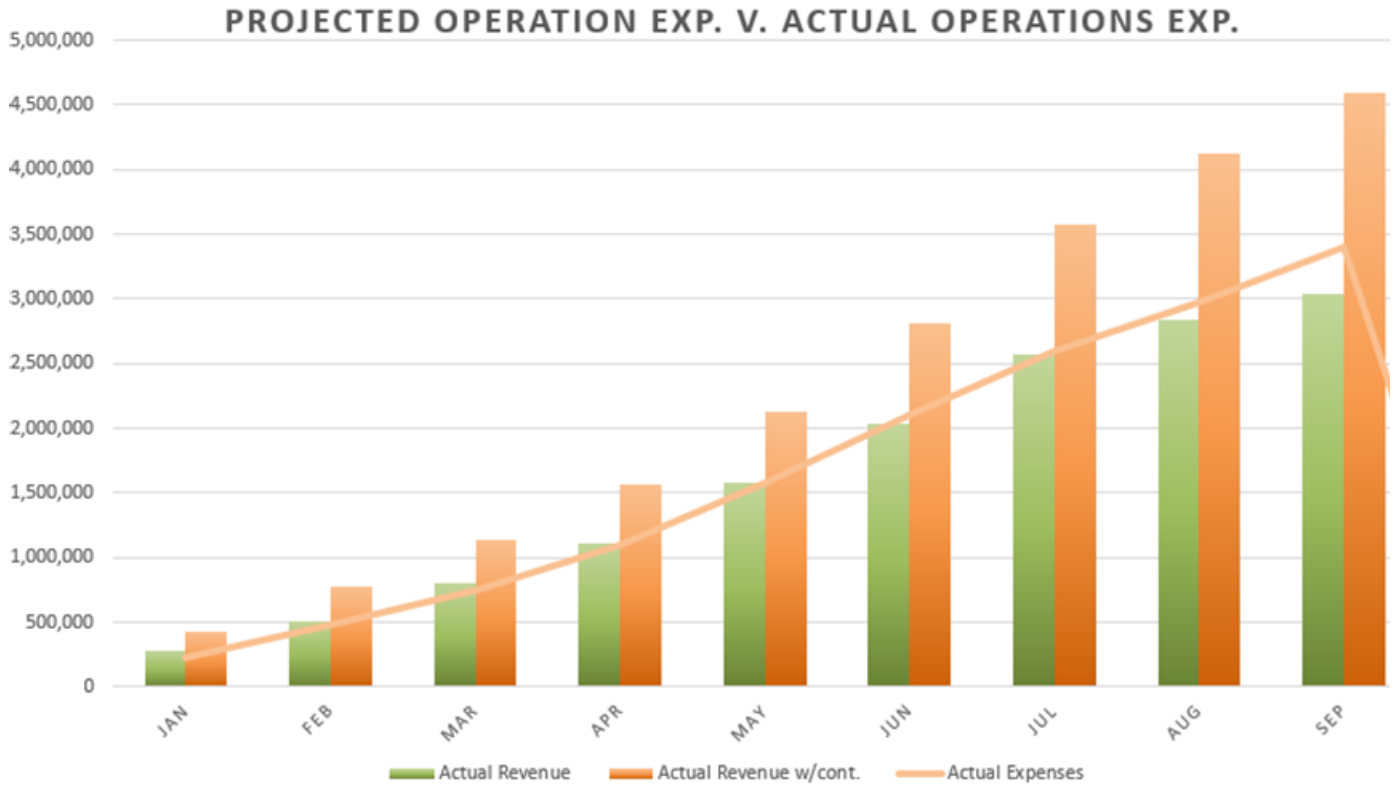
	September - 2021	September - 2020	Current YTD - 09/30/2021	Prior YTD - 09/30/2020
Day Use Vehicle	65,368	100,973	687,209	652,284
Group Day Use	-	-	1,868	110
Day Use Boat	22,670	33,093	213,702	233,376
Veteran Veh.	392	-	3,963	-
Veteran Boat	216	-	1,696	-
Day Use PWC	3,690	6,256	34,700	39,460
Ann. Vehicle Pmt.	1,090	1,970	186,986	165,920
Ann. Vessel Pmt.	660	2,250	152,326	144,573
Ann. Sleep Cap.	-	150	5,805	6,409
Ann. PWC Pmt.	-	170	17,100	17,205
RV Hook-up Site	48,671	62,875	662,648	432,544
Tent Campsite	20,354	40,209	535,658	455,903
Lakeshore Camp	630	1,460	6,920	6,680
Reservation Fees	6,651	12,060	123,003	96,024
Houseboat Fees	2,000	3,440	99,805	105,652
Concessionaire	36,150	98,849	252,336	154,116
LDPM	-	-	-	-
MPM	-	-	-	-
Misc. Revenues	-	-	-	-
Interest	276	363	2,381	4,463
Recycling	-	-	-	-
Other Rev	952	567	8,181	8,271
Utilities	-	5,145	46,329	39,999
Blue Oak Grant Rev.	-	-	-	-
DPRA Fire Income	-	-	-	-
WiFi	-	-	-	-
TOTAL	\$209,770	\$369,830	\$3,042,616	\$2,562,987



September - 2021			
	<u>Period</u>	<u>YTD</u>	
Actual Revenue	209,770	3,042,616	
Actual Revenue (with contributions)	330,756	4,582,539	
Projected Revenue (with contributions)	315,564	4,016,507	



September - 2021		
	Period	YTD
Actual Expense	348,043	2,996,936
Projected Expenses	378,749	3,217,126



September - 2021		
	<u>Period</u>	<u>YTD</u>
Actual Revenue	209,770	3,042,616
Operations Expense	348,043	2,996,936
Actual Revenue (with O&M Cont.)	330,756	4,582,539
Capital	79,895	400,062
Fire	875	8,113

