

DPRA BOARD OF CONTROL

Monthly Report –May 2021

Managing the resources while providing for recreational opportunities at the Don Pedro Recreation Agency



DON PEDRO RECREATION AGENCY

Email: dprc@tid.org Tel: (209) 852-2396
Website: www.donpedrolake.com La Grange, CA 95329

FISCAL REPORT – MARCH 2021

Revenue

Actual revenue for the month of March 2021 was at \$300,761 compared to the month of March 2020, which was \$84,397. Revenue was up in nearly all categories in March 2021 compared to March 2020.

Revenue for March 2021	\$300,761
Actual Revenue for March 2021 (<i>with Sponsor Contributions</i>)	\$418,035
Projected Revenue for March 2021 (<i>with Sponsor Contributions</i>)	\$305,881

Expenses

Projected Operation Expense for March 2021	\$277,641
Operation Expense for the Month of March 2021	\$268,841

Year-to-Date

Actual Revenue	\$803,764
Operation Expense	\$743,026
Actual Revenue (<i>with Sponsor Contributions</i>)	\$1,139,277

Capital Expenses

March 2021 DPRA Budgeted Capital	\$20,603
2021 DPRA Budgeted Capital (year-to-date)	\$22,231

DIRECTOR'S REPORT

Campsite Reservations

- 1,855 new campsite reservations were made in April 2021, compared to 0 for April 2020. Due to COVID-19, reservations were shut down on March 20, 2020 and were not reopened until June 18 of 2020.

Administration

- **Recruitment and Staffing**
 - Ranger I - Staff recommendation complete. Currently completing the hiring process for both vacancies.
 - Park Maintenance Worker I/II position vacant
 - Customer Service Representative - Cashier position vacant
 - Seasonal Staff - 28 staff hired, allocated for 34. Recruiting efforts still in process.
- **Fireworks**
 - Scheduled for Saturday, July 3
 - Contract secured with pyrotechnic vendor
 - Tuolumne County Special Event permit in process
 - Traffic management contract in process with California Highway Patrol
 - Traffic control flaggers contract in process with Safe-T-Lite
 - Barricades and cones contract in process
 - Additional portable restrooms contract in process
 - Volunteer recruitment in process for parking assistance

Operations

- **Preparation for the holiday weekend and summer season**
 - Training and orientation of seasonal campground staff continues

Capital Projects

- **Roadwork**
 - Serpentine Road - Expected completion May 26
- **Vehicles**
 - Director's Vehicle delivered to TID and is pending radio install
 - Patrol Truck ordered
- **Fishing Cleaning Station Upgrade**
 - Station delivered; Expected Installation Fall 2021
- **Moccasin Water Tank Refurbishment**
 - Working on RFB with a fall start date
- **Polaris**
 - Ordered and in process

50th Anniversary Commemorative Can "Koozie" Giveaway - May 22, 2021. The gift was given to the first 1,000 customers.

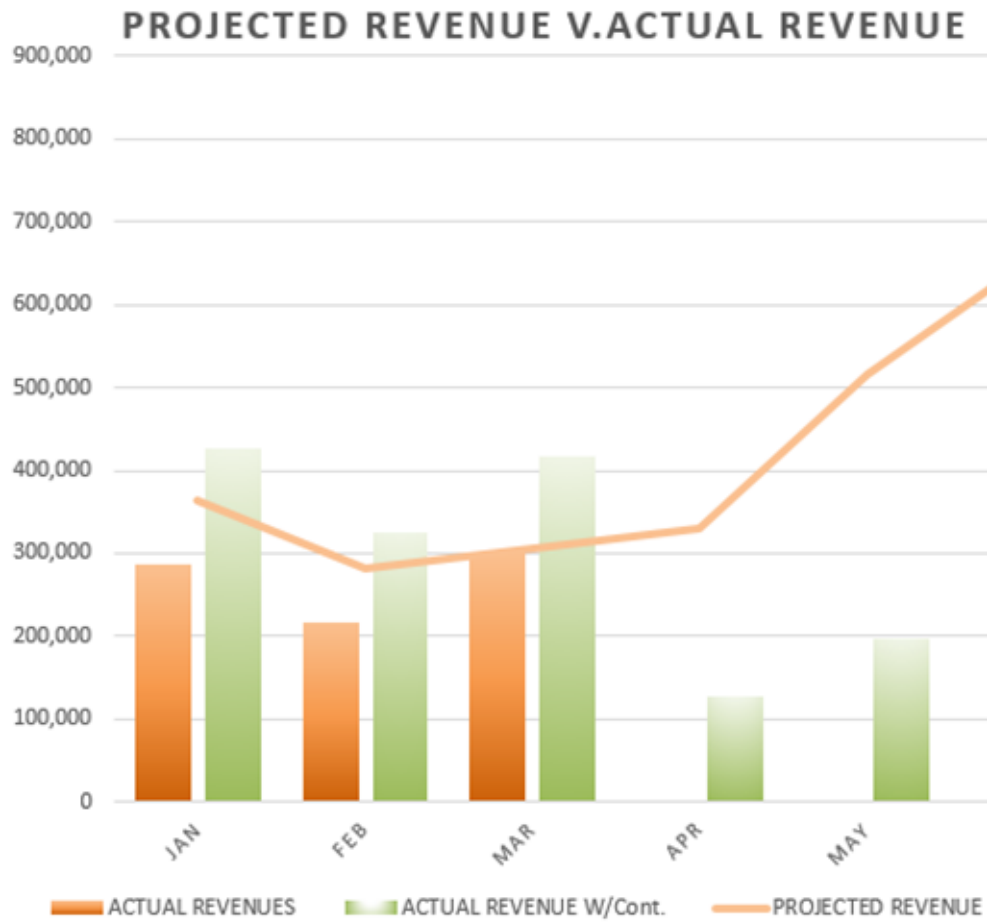


Don Pedro Recreation Area

Revenue Tracking and Comparison.

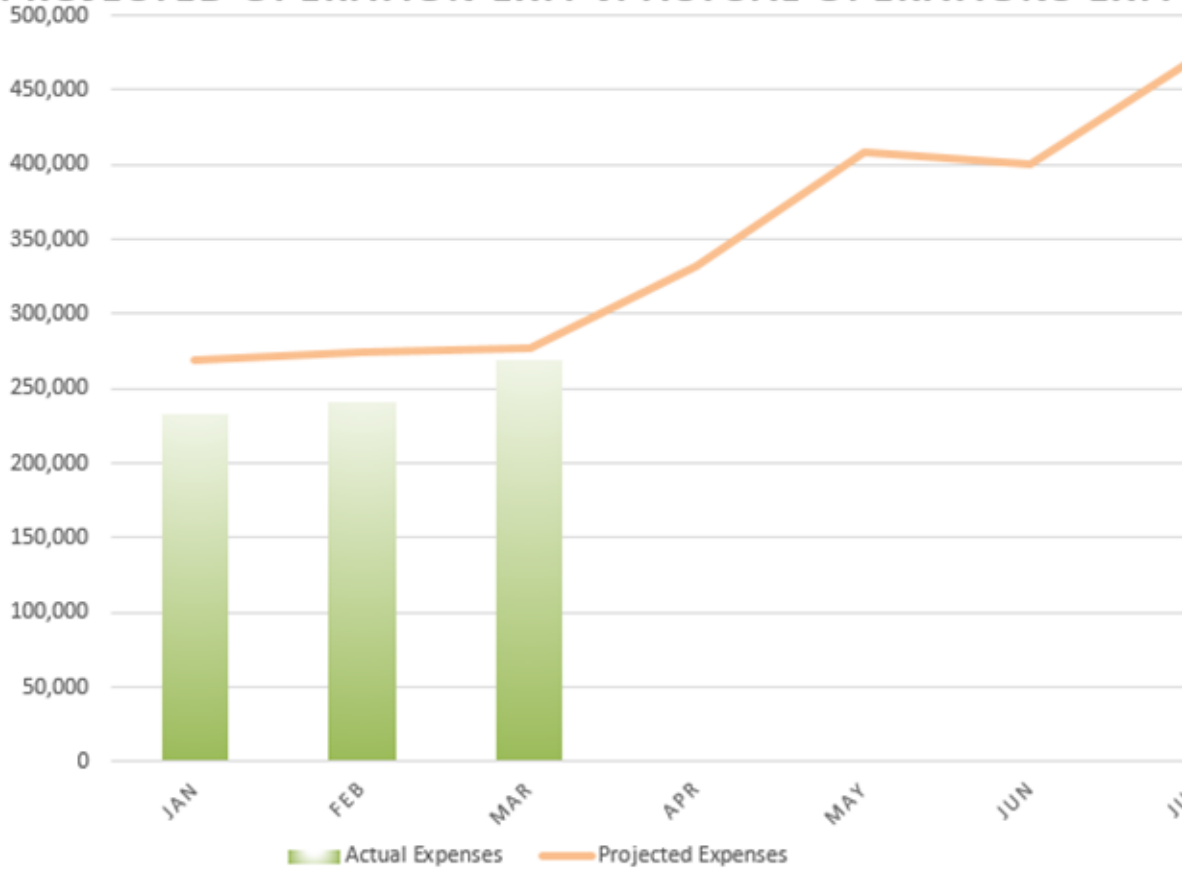
For the period ending, March - 2021

	March - 2021	March - 2020	Current YTD - 03/31/2021	Prior YTD - 03/30/2020
Day Use Vehicle	23,528	7,808	52,379	25,375
Group Day Use	-	-	-	110
Day Use Boat	13,837	5,437	31,718	16,169
Veteran Veh.	143	-	239	-
Veteran Boat	56	-	80	-
Day Use PWC	120	-	130	16
Ann. Vehicle Pmt.	17,860	6,460	73,113	42,500
Ann. Vessel Pmt.	15,120	6,536	61,346	42,130
Ann. Sleep Cap.	135	285	4,185	4,774
Ann. PWC Pmt.	720	370	7,920	7,695
RV Hook-up Site	87,015	20,295	249,516	122,875
Tent Campsite	56,069	14,369	116,798	75,820
Lakeshore Camp	10	20	530	100
Reservation Fees	13,607	2,822	31,230	15,903
Houseboat Fees	6,875	4,015	93,145	94,925
Concessionaire	45,267	12,433	56,294	24,674
LDPM	-	-	-	-
MPM	-	-	-	-
Misc. Revenues	-	-	-	-
Interest	211	525	862	1,964
Recycling	-	-	-	-
Other Rev	928	1,269	2,371	1,493
Utilities	19,261	1,753	21,908	20,945
Blue Oak Grant Rev.	-	-	-	-
DPRA Fire Income	-	-	-	-
WiFi	-	-	-	-
TOTAL	\$300,761	\$84,397	\$803,764	\$497,468



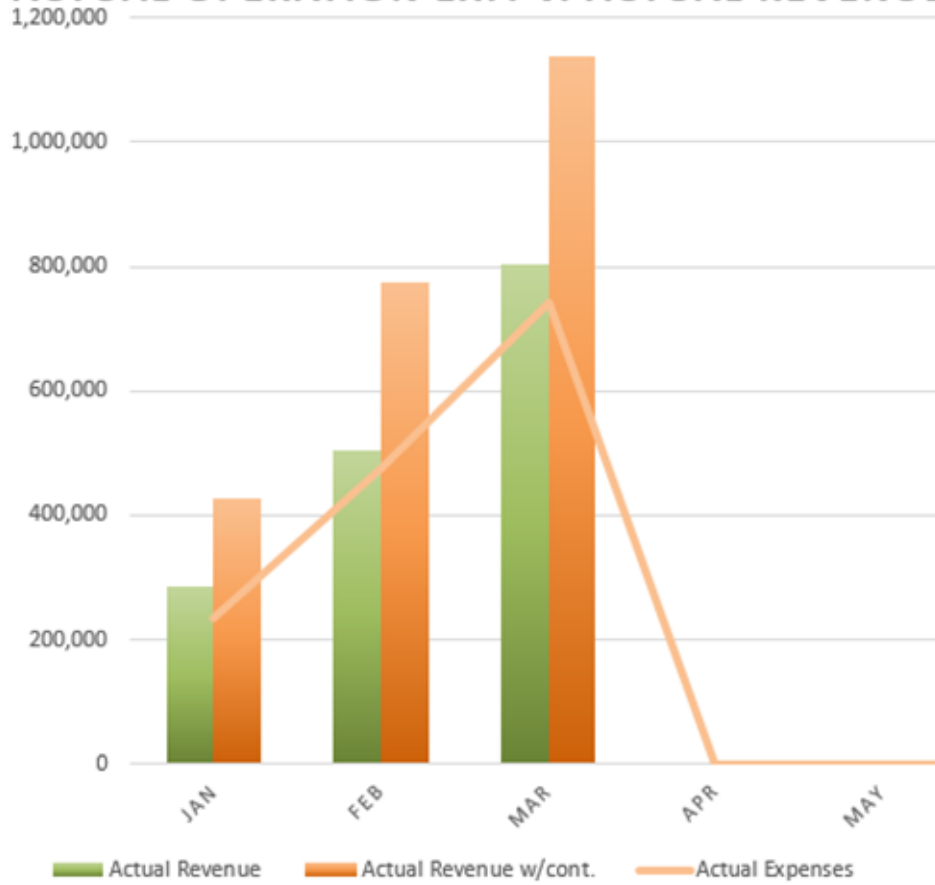
March - 2021			
	<u>Period</u>	<u>YTD</u>	
Actual Revenue	300,761	803,764	
Actual Revenue (with contributions)	418,036	1,168,749	
Projected Revenue (with contributions)	305,881	951,973	

PROJECTED OPERATION EXP. V. ACTUAL OPERATIONS EXP.



March - 2021		
	<u>Period</u>	<u>YTD</u>
Actual Expense	247,365	717,991
Projected Expenses	277,641	821,914

ACTUAL OPERATION EXP. V. ACTUAL REVENUE



March - 2021		
	Period	YTD
Actual Revenue	300,761	803,764
Operations Expense	247,365	717,991
Actual Revenue (with O&M Cont.)	418,036	1,168,749
Capital	20,603	22,231
Fire	873	2,804

