

# DPRA BOARD OF CONTROL

## Monthly Report – July 2021

*Managing the resources while providing for recreational opportunities at the Don Pedro Recreation Agency*



**DON PEDRO RECREATION AGENCY**

Email: [dprc@tid.org](mailto:dprc@tid.org) Tel: (209) 852-2396  
Website: [www.donpedrolake.com](http://www.donpedrolake.com) La Grange, CA 95329

# FISCAL REPORT – MAY 2021

## Revenue

Actual revenue for the month of May 2021 was at \$475,583 compared to the month of May 2020, which was \$271,509. Revenue was up in reservations, reservation fees and day use vehicles in May 2021 compared to May 2020.

Revenue for May 2021	\$475,583
Actual Revenue for May 2021 ( <i>with Sponsor Contributions</i> )	\$673,347
Projected Revenue for May 2021 ( <i>with Sponsor Contributions</i> )	\$515,817

## Expenses

Projected Operation Expense for May 2021	\$408,103
Operation Expense for the Month of May 2021	\$359,305

## Year-to-Date

Actual Revenue	\$1,582,177
Operation Expense	\$1,578,376
Actual Revenue ( <i>with Sponsor Contributions</i> )	\$2,125,376

## Capital Expenses

May 2021 DPRA Budgeted Capital	\$121,122
2021 DPRA Budgeted Capital (year-to-date)	\$194,207

# DIRECTOR'S REPORT

## Campsite Reservations

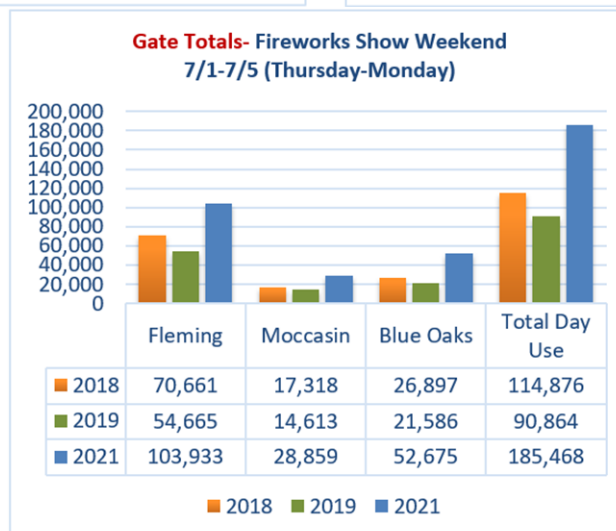
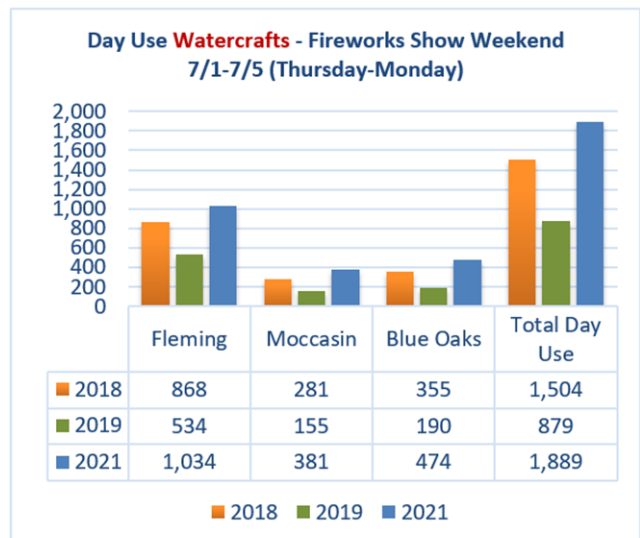
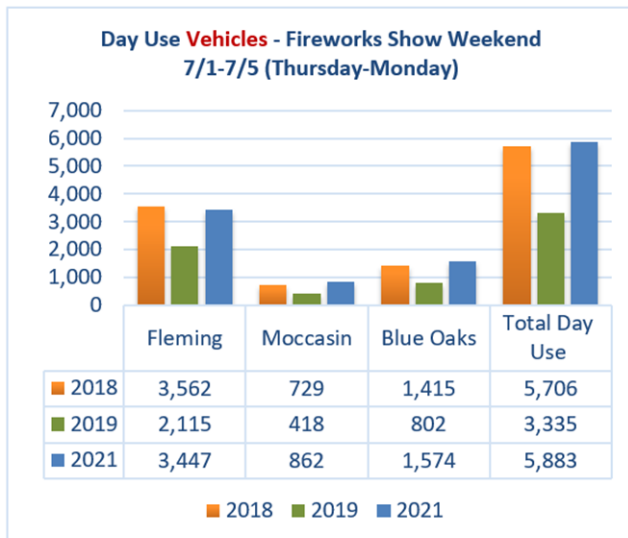
- 2,992 new campsite reservations were made in May 2021, compared to 1,770 for May 2020. Due to COVID-19, reservations were shut down on March 20, 2020 and were not reopened until June 18 of 2020.

## Administration

- Recruitment and Staffing
  - Park Aide - recruitment began on 7/15/2021
  - Administrative Clerk I - recruitment began on 7/15/2021

## Operations

- Fireworks Weekend
  - 333 Vehicles parked at the HQ, Blue Oaks and Helipad Viewing Areas for approximately 1,332 visitors in addition to day use.



## **Capital Projects**

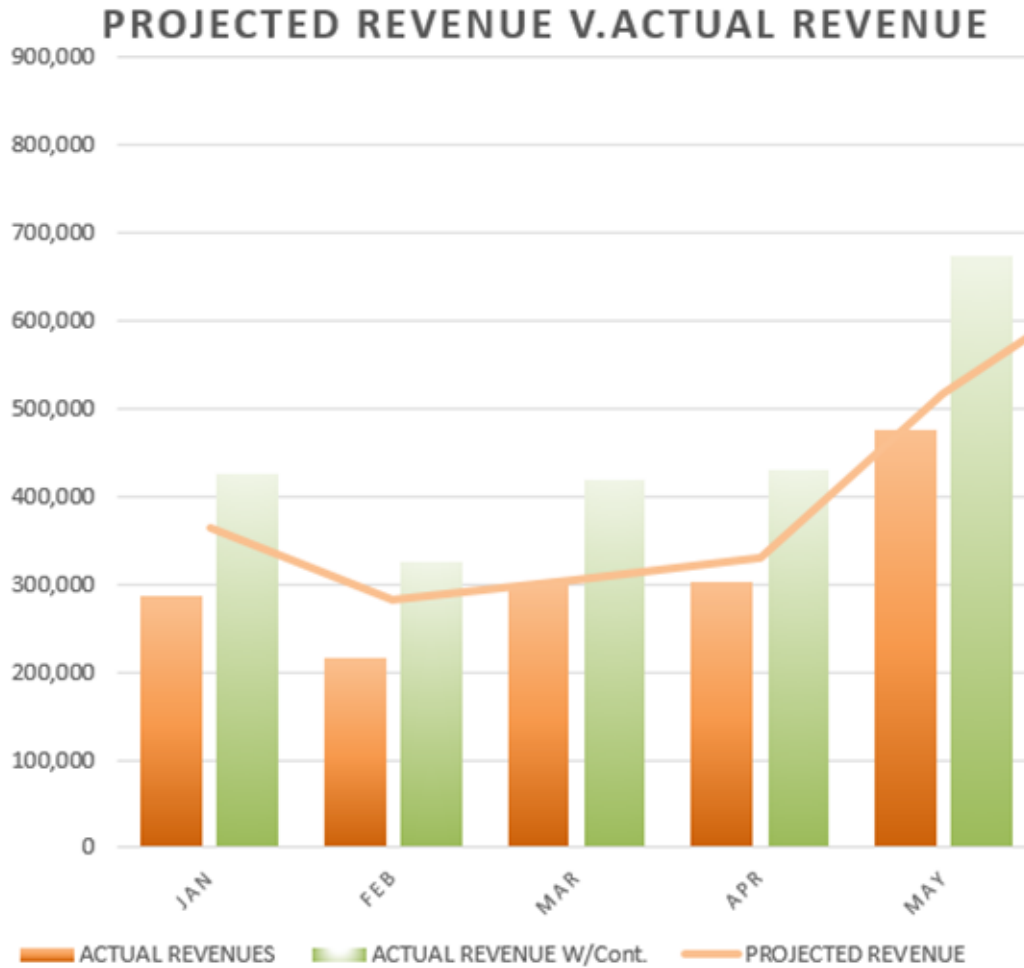
- **Roadwork**
  - Completed and in operation
- **Vehicles**
  - Director's Vehicle in use
  - Patrol Truck ordered and awaiting delivery
- **Fishing Cleaning Station Upgrade**
  - Station delivered; Expected Installation Fall 2021
- **Moccasin Water Tank Refurbishment**
  - Working on Request for Bid with a fall start date
- **Polaris**
  - Ordered and in process
- **Debris Boom**
  - Requisition has been submitted to purchasing

## Don Pedro Recreation Area

### Revenue Tracking and Comparison.

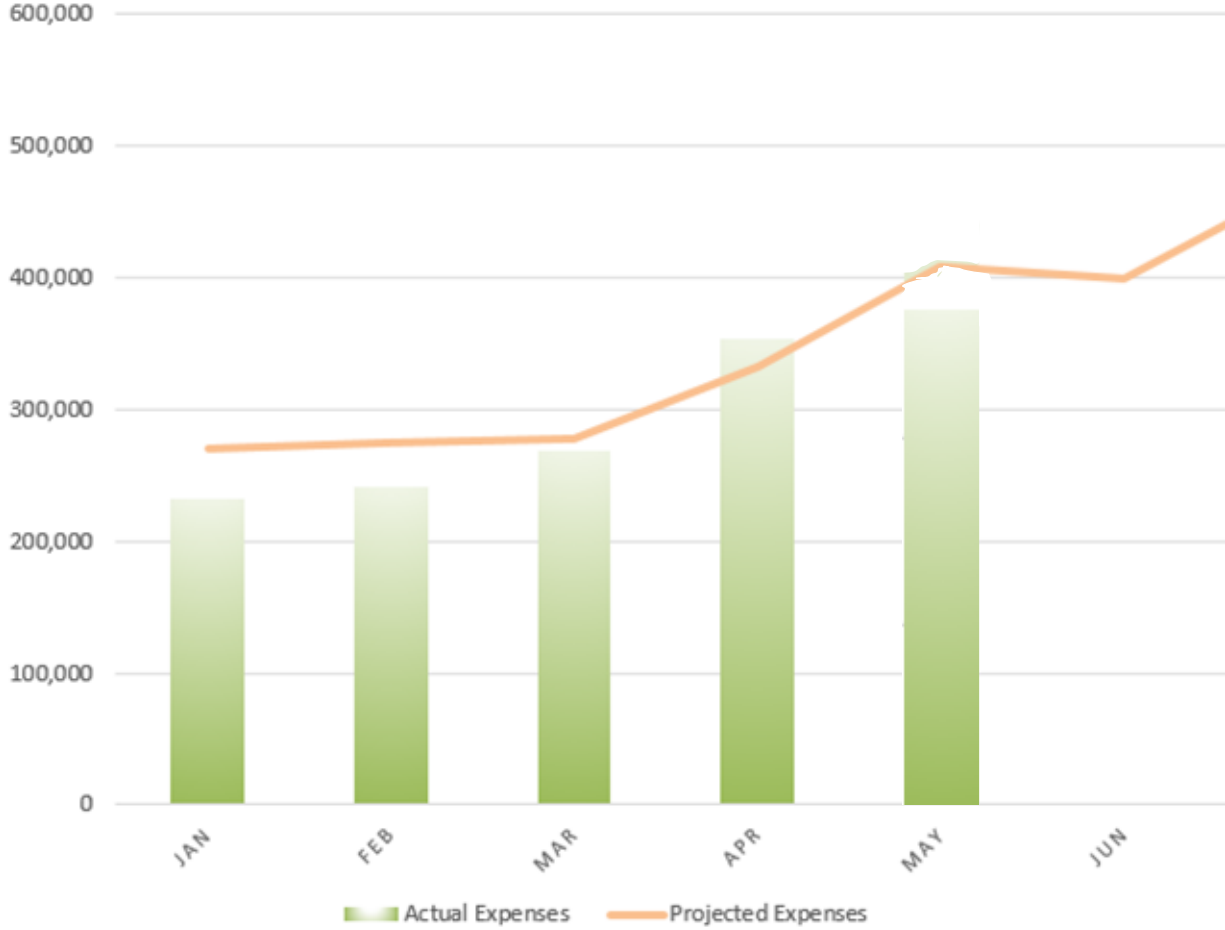
*For the period ending, May - 2021*

	May - 2021	May - 2020	Current YTD - 05/31/2021	Prior YTD - 05/30/2020
Day Use Vehicle	113,053	88,703	206,854	114,078
Group Day Use	330	-	330	110
Day Use Boat	34,442	43,821	84,753	59,990
Veteran Veh.	632	-	1,063	-
Veteran Boat	232	-	512	-
Day Use PWC	5,160	3,936	6,430	3,952
Ann. Vehicle Pmt.	43,076	71,620	145,514	114,120
Ann. Vessel Pmt.	32,175	59,263	119,026	101,393
Ann. Sleep Cap.	945	675	5,265	5,449
Ann. PWC Pmt.	3,510	5,270	12,870	12,965
RV Hook-up Site	79,444	(3,842)	398,797	94,800
Tent Campsite	98,808	(2,235)	299,411	68,763
Lakeshore Camp	1,840	70	2,940	170
Reservation Fees	19,298	(270)	66,376	14,287
Houseboat Fees	-	5	93,145	96,260
Concessionaire	39,926	-	96,221	34,500
LDPM	-	-	-	-
MPM	-	-	-	-
Misc. Revenues	-	-	-	-
Interest	205	409	1,287	2,769
Recycling	-	-	-	-
Other Rev	743	2,297	5,117	5,195
Utilities	1,764	5,792	36,266	26,738
Blue Oak Grant Rev.	-	-	-	-
DPRA Fire Income	-	-	-	-
WiFi	-	-	-	-
<b>TOTAL</b>	<b>\$475,583</b>	<b>\$275,515</b>	<b>\$1,582,177</b>	<b>\$755,539</b>

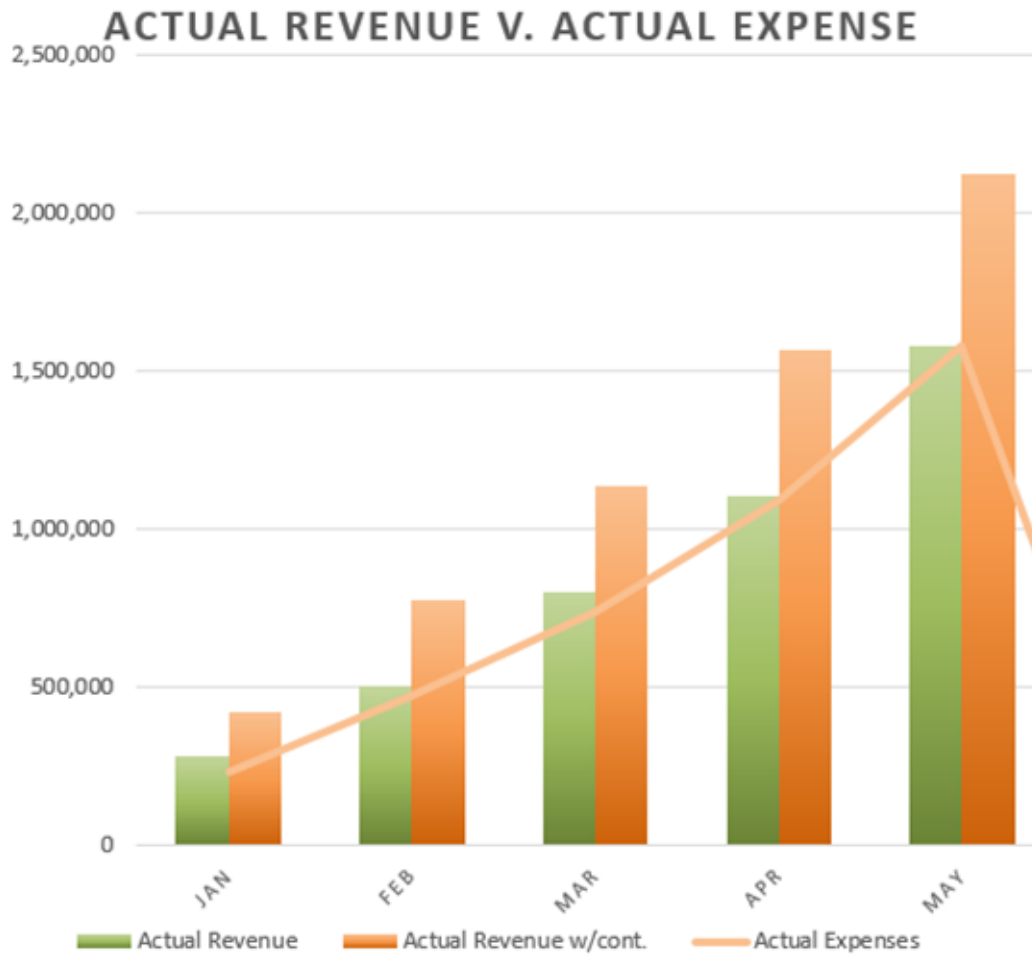


May - 2021			
	<b>Period</b>		<b>YTD</b>
Actual Revenue	475,583		1,582,177
Actual Revenue (with contributions)	673,347		2,271,650
Projected Revenue (with contributions)	515,817		1,798,318

**PROJECTED OPERATION EXP. V. ACTUAL OPERATIONS EXP.**



May - 2021		
	<u>Period</u>	<u>YTD</u>
Actual Expense	359,305	1,379,602
Projected Expenses	408,103	1,562,697



May - 2021		
	<b>Period</b>	<b>YTD</b>
Actual Revenue	475,583	1,582,177
Operations Expense	359,305	1,379,602
Actual Revenue (with O&M Cont.)	673,347	2,271,650
Capital	121,122	194,207
Fire	890	4,568



