



DPRA BOARD OF CONTROL

Monthly Report – August 2021

Managing the resources while providing for recreational opportunities at the Don Pedro Recreation Agency



DON PEDRO RECREATION AGENCY

Email: dprc@tid.org Tel: (209) 852-2396
Website: www.donpedrolake.com La Grange, CA 95329

FISCAL REPORT – JUNE 2021

Revenue

Actual revenue for the month of June 2021 was at \$458,992 compared to the month of June 2020, which was \$398,092.

Revenue for June 2021	\$458,992
Actual Revenue for June 2021 (<i>with Sponsor Contributions</i>)	\$710,752
Projected Revenue for June 2021 (<i>with Sponsor Contributions</i>)	\$656,654

Expenses

Projected Operation Expense for June 2021	\$399,949
Operation Expense for the Month of June 2021	\$432,774

Year-to-Date

Actual Revenue	\$2,041,168
Operation Expense	\$2,100,942
Actual Revenue (<i>with Sponsor Contributions</i>)	\$2,809,910

Capital Expenses

June 2021 DPRA Budgeted Capital	\$88,902
2021 DPRA Budgeted Capital (year-to-date)	\$283,109

DIRECTOR'S REPORT

Campsite Reservations

- 2,470 new campsite reservations were made in July 2021, compared to 3,446 for July 2020. Due to COVID-19, reservations were shut down on March 20, 2020 and were not reopened until June 18 of 2020.



Administration

- **Recruitment and Staffing**
 - Park Aide - recruitment began on 7/15/2021
 - Administrative Clerk I - recruitment began on 7/15/2021
- **Budget 2022**
 - 2022 Draft Budget will be presented to the Board of Control at a Budget Workshop Special Meeting on Friday, August 20, 2020
 - DPRA will present the Proposed Budget for approval at the regularly scheduled quarterly meeting on September 24, 2021

Operations

- **Campground & Maintenance:**
 - Maintenance and Campground Staff have been busy keeping up on customer service and infrastructure demands as it continues to be busy with summer activity
 - Swimming lagoon continues to see regular heavy use this year
 - Staff is reviewing fall and winter projects
 - Tree hazard abatement
- **Lake Operations:**
 - Moving regulatory buoy lines and restrooms to their low water location

Capital Projects

- **Vehicles**
 - Patrol Truck ordered and awaiting delivery
- **Fishing Cleaning Station Upgrade**
 - Station delivered; Installation scheduled for Fall 2021
- **Moccasin Water Tank Refurbishment**
 - Working on Request for Bid with a fall start date
- **Polaris**
 - Ordered with an expected delivery in September
- **Debris Boom**
 - Order has been placed and are awaiting delivery

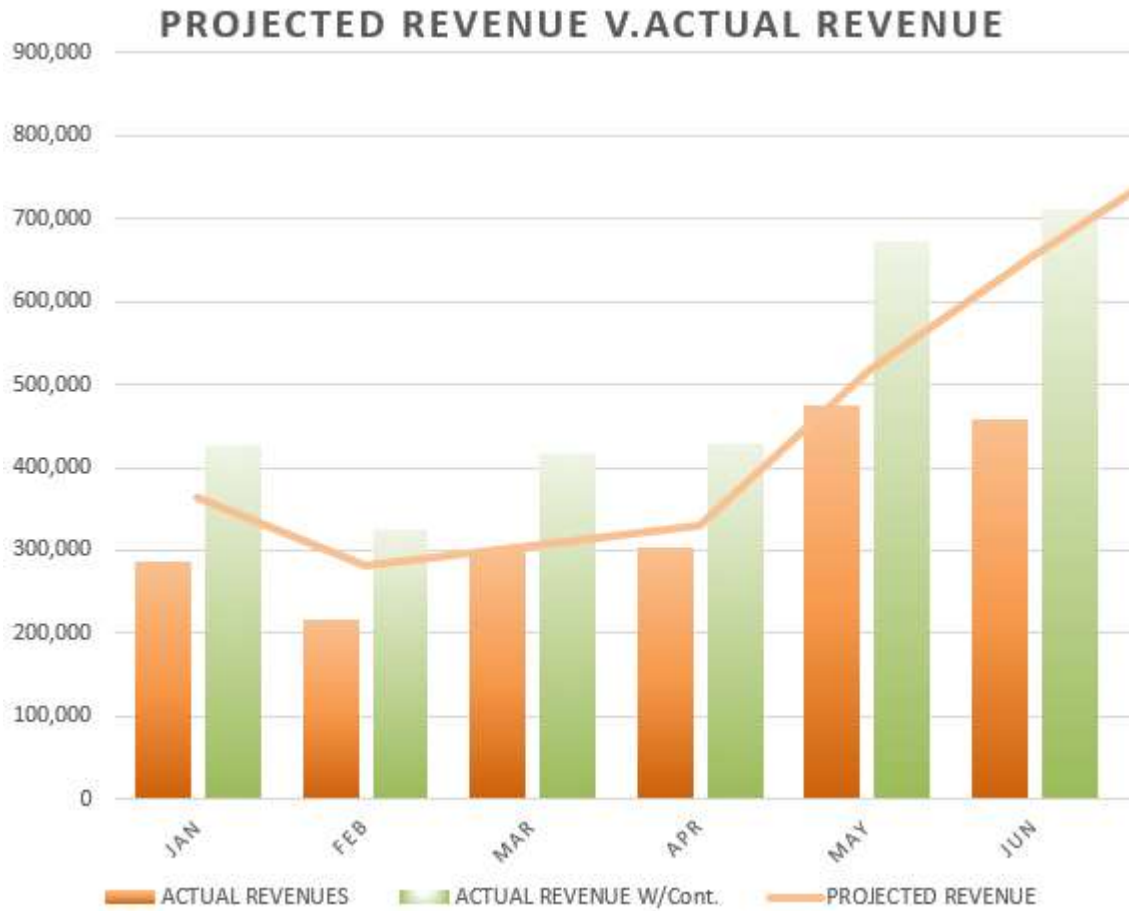
- **Food Lockers**
 - Delivered - installation to start Fall 2021
- **Employee Housing**
 - Inspection completed August 2021
 - Scope-of-work in process to purchasing to process an RFB (Request for Bid)
- **Roadwork**
 - Scope-of-work in progress for 2 parking lots and 2 roadways to be graveled and sealed

Don Pedro Recreation Area

Revenue Tracking and Comparison.

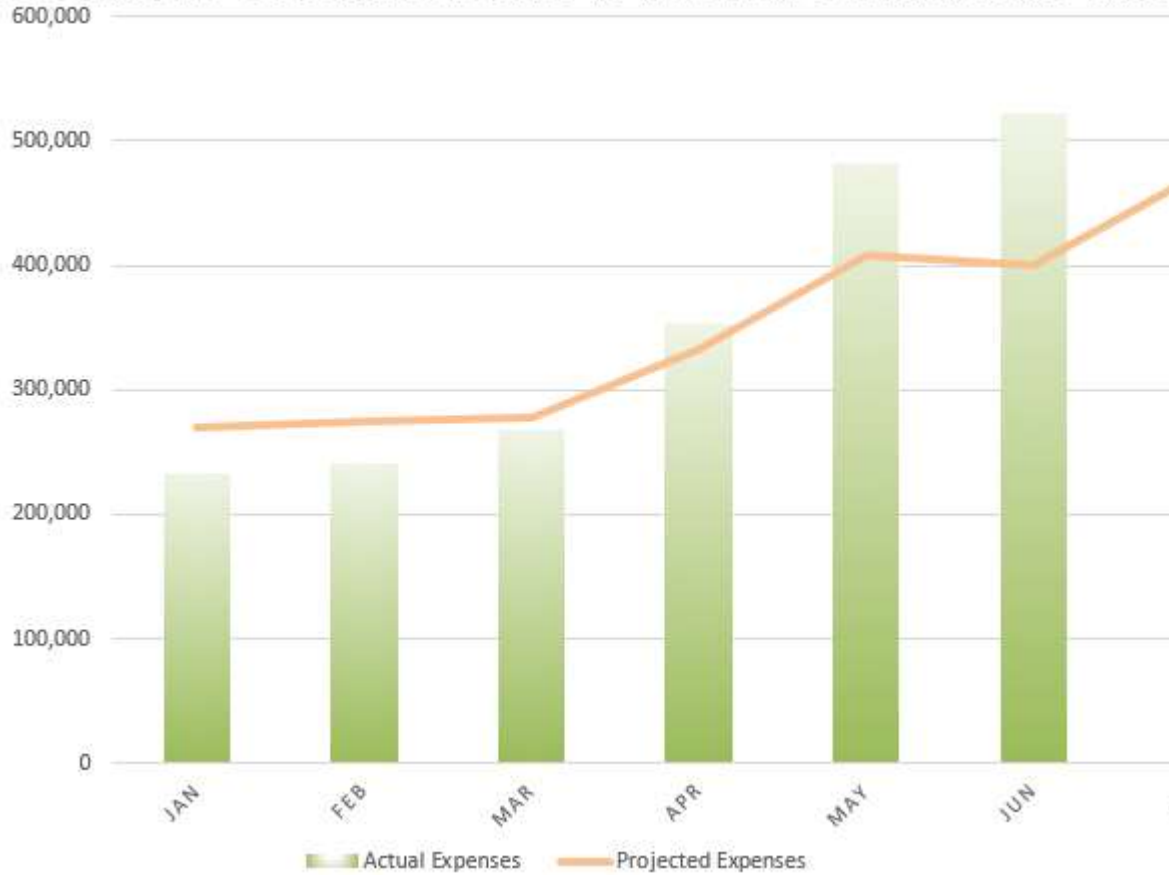
For the period ending, June - 2021

	June - 2021	June - 2020	Current YTD - 06/30/2021	Prior YTD - 06/30/2020
Day Use Vehicle	119,432	95,123	326,286	209,201
Group Day Use	1,188	-	1,518	110
Day Use Boat	33,871	33,000	118,624	92,990
Veteran Veh.	928	-	1,991	-
Veteran Boat	288	-	800	-
Day Use PWC	6,910	5,628	13,340	9,580
Ann. Vehicle Pmt.	25,976	28,550	171,490	142,670
Ann. Vessel Pmt.	22,380	22,040	141,406	123,433
Ann. Sleep Cap.	405	270	5,670	5,719
Ann. PWC Pmt.	2,520	2,550	15,390	15,515
RV Hook-up Site	79,346	94,010	478,143	188,810
Tent Campsite	111,658	91,637	411,069	160,400
Lakeshore Camp	870	60	3,810	230
Reservation Fees	22,263	18,920	88,639	33,207
Houseboat Fees	1,935	1,250	95,080	97,510
Concessionaire	28,083	3,888	124,304	38,389
Interest	221	448	1,509	3,217
Recycling	-	-	-	-
Other Rev	717	606	5,834	5,802
Utilities	-	112	36,266	26,849
TOTAL	\$458,992	\$398,092	\$2,041,168	\$1,153,631

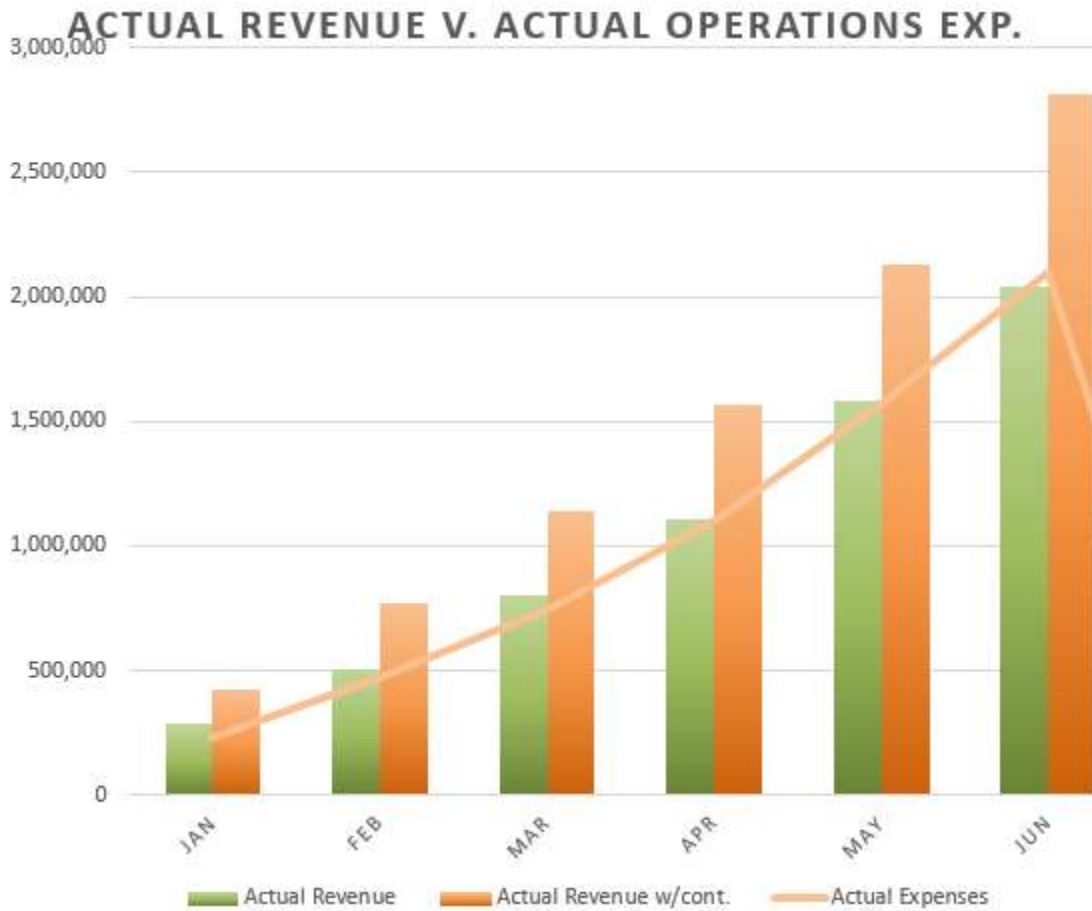


June - 2021			
	Period	YTD	
Actual Revenue	458,992	2,041,168	
Actual Revenue (with contributions)	710,752	2,982,402	
Projected Revenue (with contributions)	656,654	2,454,972	

PROJECTED OPERATION EXP. V. ACTUAL OPERATIONS EXP.



June - 2021		
	Period	YTD
Actual Expense	432,774	1,812,376
Projected Expenses	399,949	1,962,647



June - 2021			
	Period	YTD	
Actual Revenue	458,992	2,041,168	
Operations Expense	432,774	1,812,376	
Actual Revenue (with O&M Cont.)	710,752	2,982,402	
Capital	88,902	283,109	

