



DPRA BOARD OF CONTROL

Monthly Report – October 2020

Managing the resources while providing for recreational opportunities at the Don Pedro Recreation Agency



DON PEDRO RECREATION AGENCY

Email: dprc@tid.org Tel: (209) 852-2396
Website: www.donpedrolake.com La Grange, CA 95329

FISCAL REPORT – AUGUST 2020

Revenue

Actual revenue for the month of August 2020 was at \$390,727 compared to the month of August 2019, which was \$343,506. Revenue was up in August 2020 nearly all areas compared to August 2019.

Revenue for August 2020	\$390,727
Actual Revenue for August 2020 (<i>with Sponsor Contributions</i>)	\$596,084
Projected Revenue for August 2020 (<i>with Sponsor Contributions</i>)	\$433,900

Expenses

Projected Operation Expense for August 2020	\$360,718
Operation Expense for the Month of August 2020	\$345,155

Year-to-Date

Actual Revenue	\$2,193,157
Operation Expense	\$2,093,751
Actual Revenue (<i>with Sponsor Contributions</i>)	\$3,844,060

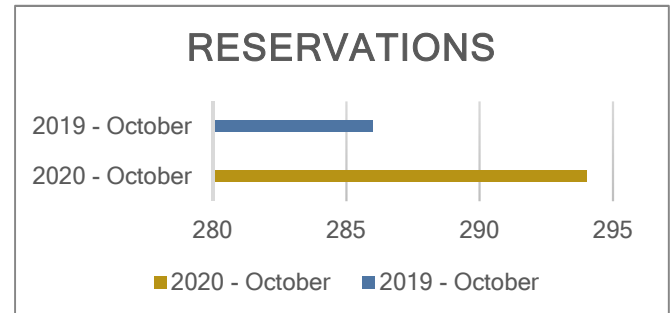
Capital Expenses

August 2020 DPRA Budgeted Capital	\$25,237
2020 DPRA Budgeted Capital (year-to-date)	\$424,697

DIRECTOR'S REPORT

Campsite Reservations

- 1,319 new campsite reservations were made in September 2020, compared to 716 in September 2019
- This is an increase of 46% from September 2019



Administration

- **Staffing**
 - Management is continually monitoring day use and campground activity to determine the level of seasonal staffing still needed

Capital Projects

- **Fish Cleaning Stations**
 - Original station damaged during shipping. Replacement expected delivery October 22, 2020
- **Swimming Lagoon Filter Replacement-Phase I**
 - Pre-construction walk-thru October 14, 2020
- **Warehouse Renovation**
 - Warehouse cleanup in preparation of renovation is in progress. Renovation to begin end of October 2020
- **Roadwork**
 - Mandatory pre-bid walk-thru was conducted October 7, 2020
 - All bids are due back by October 21, 2020

Operations

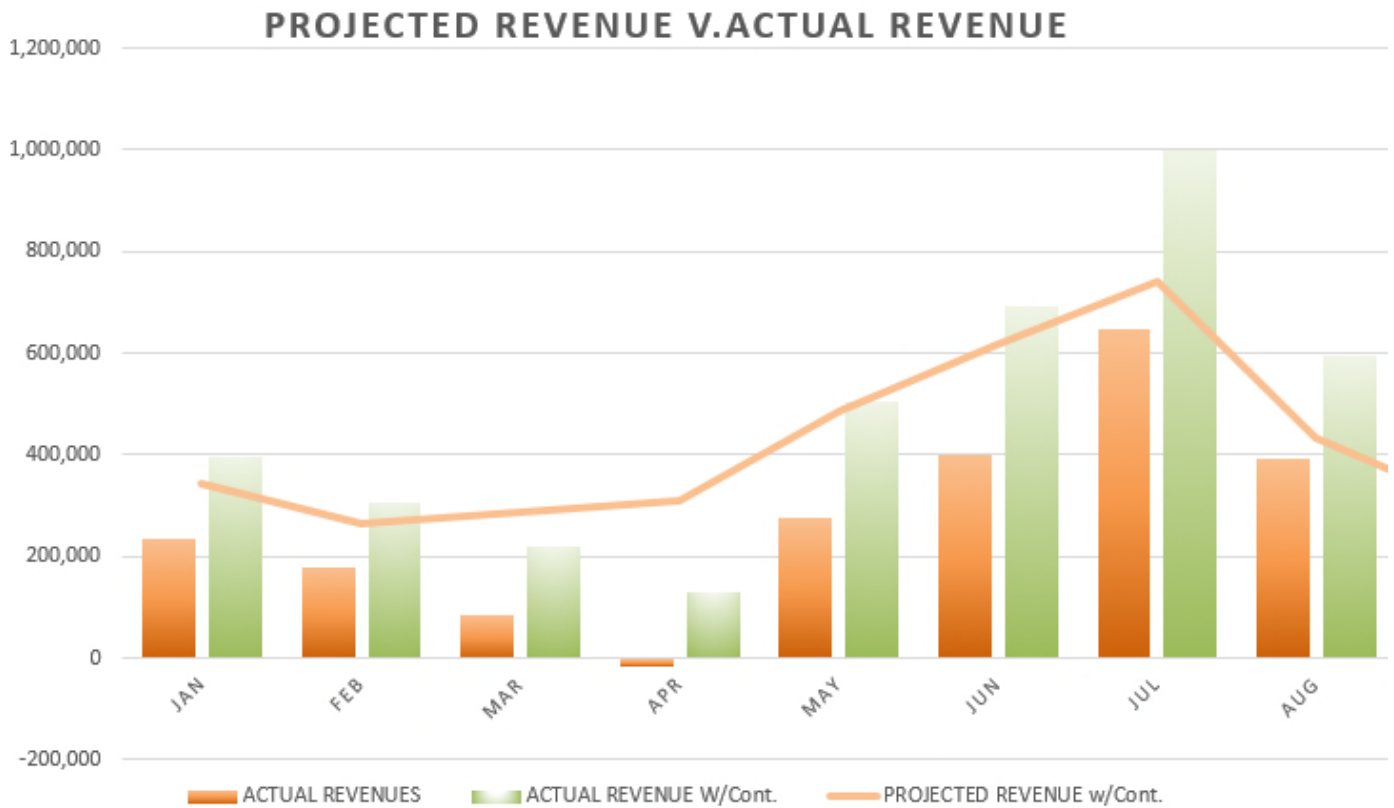
- Staff is planning for winter projects as the season begins to wind down

Don Pedro Recreation Area

Revenue Tracking and Comparison.

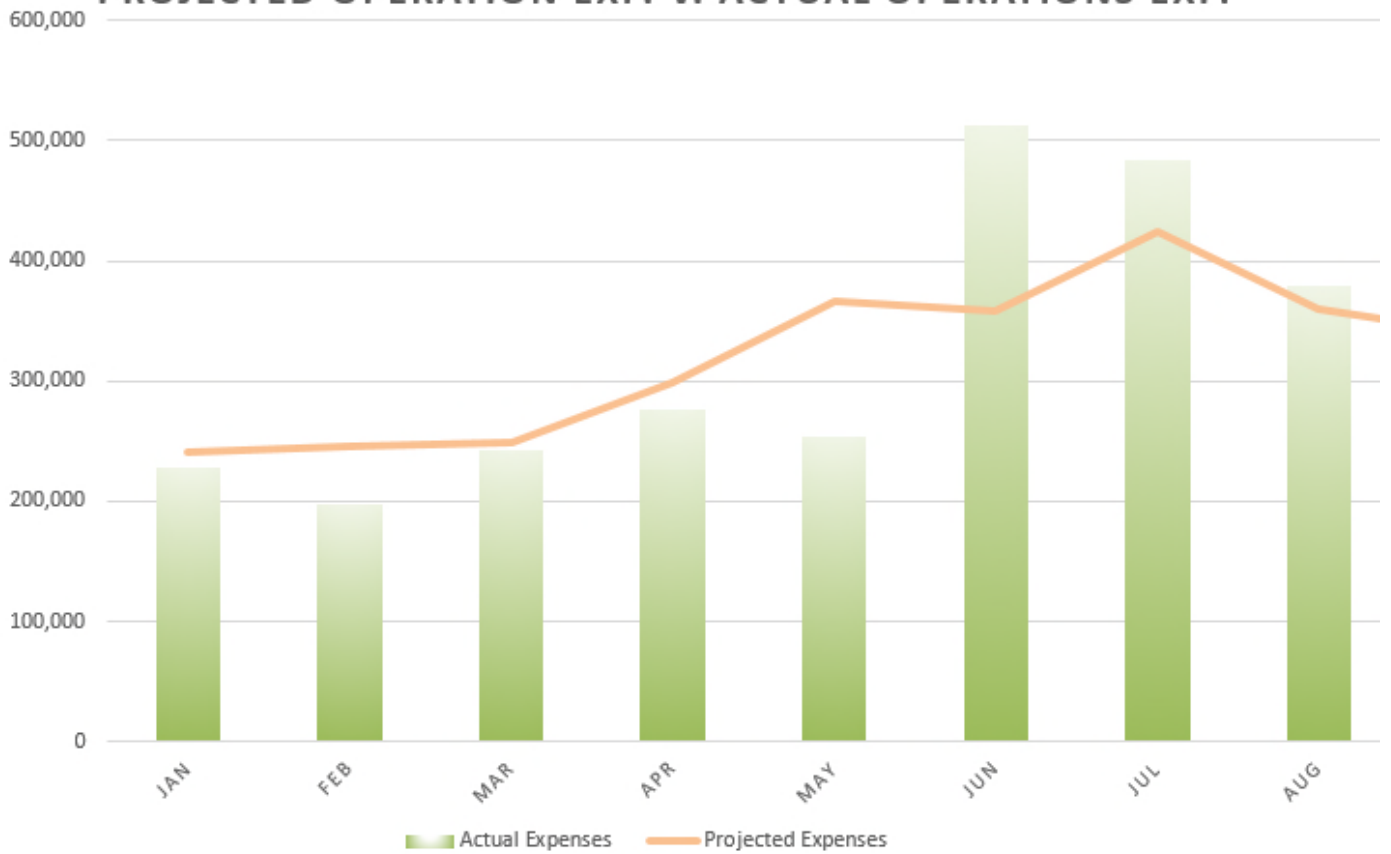
For the period ending, August - 2020

	August - 2020	August - 2019	Current YTD - 08/30/2020	Prior YTD - 08/30/2019
Day Use Vehicle	144,702	125,665	551,311	561,517
Group Day Use	-	-	110	1,133
Day Use Boat	42,794	31,013	200,283	146,811
Day Use PWC	9,320	6,616	33,204	22,824
Ann. Vehicle Pmt.	5,340	3,520	163,950	147,259
Ann. Vessel Pmt.	4,590	3,485	142,323	121,485
Ann. Sleep Cap.	270	270	6,259	5,580
Ann. PWC Pmt.	85	447	17,035	16,679
RV Hook-up Site	72,585	57,468	369,669	456,296
Tent Campsite	81,146	48,226	415,694	431,286
Lakeshore Camp	1,090	1,252	5,220	5,064
Reservation Fees	17,100	9,889	83,964	86,435
Houseboat Fees	2,552	770	102,212	100,005
Concessionaire	-	51,194	55,266	155,358
LDPM	-	-	-	-
MPM	-	-	-	-
Misc. Revenues	-	-	-	-
Interest	422	818	4,100	5,831
Recycling	-	-	-	-
Other Rev	728	715	7,704	23,244
Utilities	8,004	2,158	34,853	33,381
Blue Oak Grant Rev.	-	-	-	-
DPRA Fire Income	-	-	-	-
WiFi	-	-	-	-
TOTAL	\$390,727	\$343,506	\$2,193,157	\$2,320,188



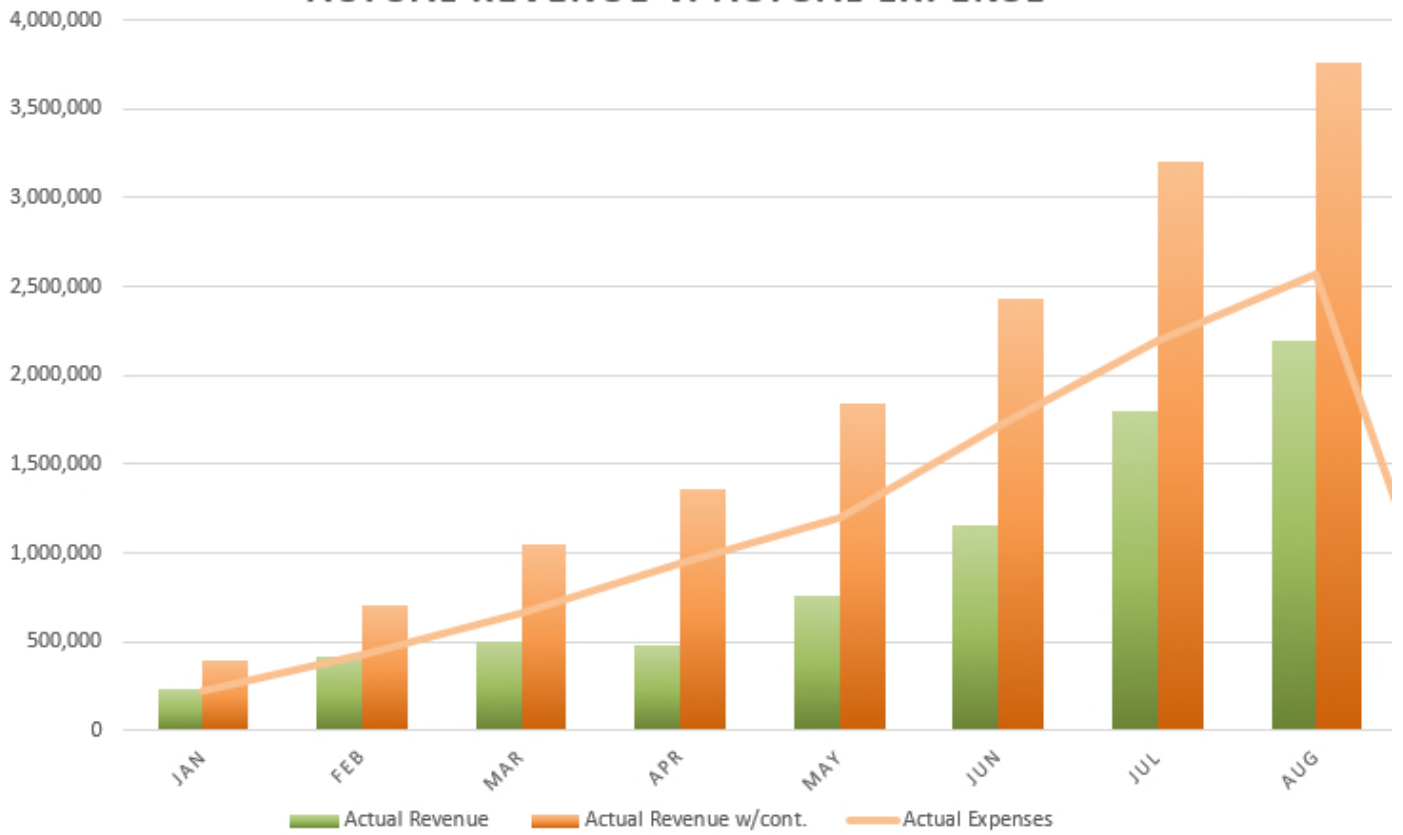
August - 2020			
	<u>Period</u>	<u>YTD</u>	
Actual Revenue	390,727	2,193,157	
Actual Revenue (with contributions)	596,084	3,844,060	
Projected Revenue (with contributions)	433,900	3,488,208	

PROJECTED OPERATION EXP. V. ACTUAL OPERATIONS EXP.



August - 2020		
	Period	YTD
Actual Expense	345,155	2,093,751
Projected Expenses	360,718	2,544,399

ACTUAL REVENUE V. ACTUAL EXPENSE



August - 2020		
	Period	YTD
Actual Revenue	390,727	2,193,157
Operations Expense	345,155	2,093,751
Actual Revenue (with O&M Cont.)	596,084	3,844,060
Capital	25,237	424,697
Fire	8,840	54,663

